

# Government Degree College, Ramannapet.

## Feedback Analysis on Curriculum Design and Review of Syllabus for the Academic year 2018-19

Feedback has been collected manually from the teachers, Employers, Parents and Students on curriculum of courses and related aspects in the month of march 2019 to make teaching learning process more effective and to meet the needs of the students in all aspects. Feedback forms have been designed separately for teachers, Employers, Parents and students. Feedback forms were analyzed by IQAC. Feedback of 40 students, 05 Employers,16 faculty,20 Alumni and 20 parents were recorded and analyzed on curriculum,academic environment and other student related services on campus.

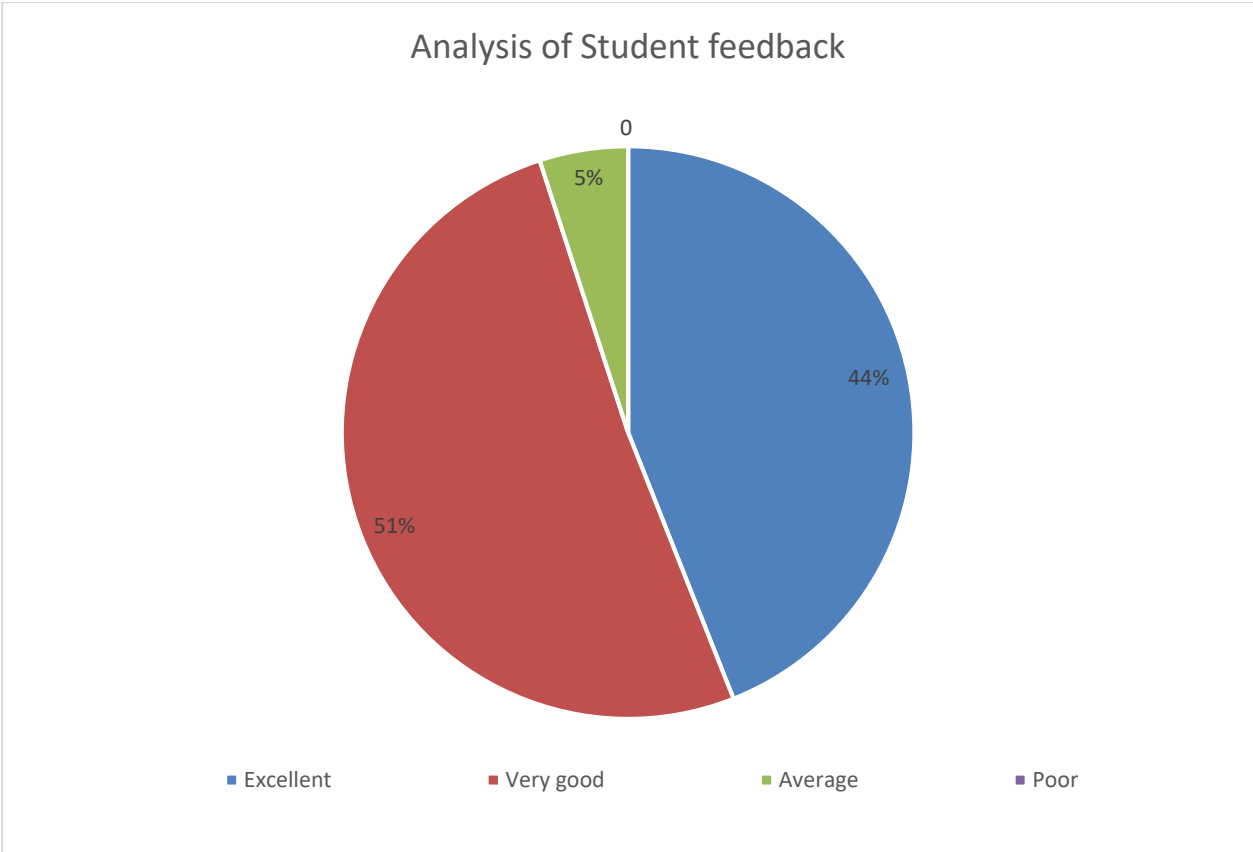
### Analysis of the Feedback

#### Student feedback

Student feedback forms 40 were issued to the students of all sections randomly in March 2019 and 40 forms were collected after a week. The data in those forms is tabulated as shown below. Out of 40 students responded above 90% were satisfied with curriculum of the courses offered in the college and rated excellent, very good and average.

S.No.	Description	Excellent	Very good	Average	Poor	Total
Curriculum feedback						
1	Relevance of course structure to the course objectives	13	27			40
2	Scope for skill development/employability/entrepreneurship in the course offered	9	31			40
3	The research orientation in the course design	18	20	2		40
4	Structure of CBCS curriculum	12	28			40
5	Pattern of curriculum evaluation	28	8	4		40
6	The course syllabus is up to understanding level of students	25	10	5		40
Overall opinion		105	124	11		240
In percentages		44%	51%	5%		100%

**Pie chart:**

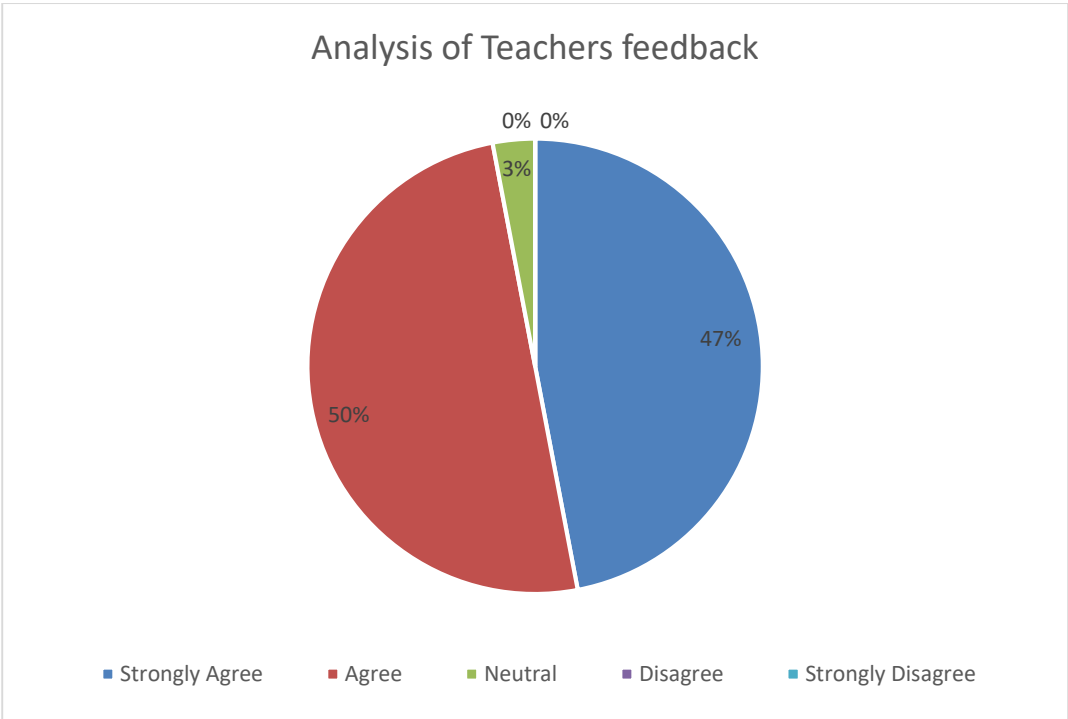


## Teacher Feedback

Teacher feedback was obtained from the faculty of the college on curriculum design and reviewed in the month of March 2019 and 16 forms were collected after a week. The data in these forms is tabulated as shown below. Out of 16 faculty members all are satisfied with curriculum of the courses offered in the college and rated excellent and very good.

S.No.	Description	Strongly Agree	Agree	Neutral	Disagree	Strongly Disagree	Total
1	The course structure is in line with programme outcome in general	12	04				16
2	The course structure is in line with specific outcomes in particular programme	4	12				16
3	The course content is relevant to course outcomes	8	8				16
4	The course content matches the needs of all level learners	3	13				16
5	It is comfortable to adopt new pedagogical teaching techniques in the stipulated time period as planned for curriculum transaction	5	11				16
6	Is internal assessment is beneficial and enhances learning levels of students	10	4	2			16
7	Is evaluation of semester end examination fair and the variation with internal assessment is well within the acceptable limits	12	3	1			16
8	Is the course syllabus has good balance between theory and application	6	9	1			16
Overall opinion		60	64	4			128
In percentages		47%	50%	3%			100%

**Pie Chart:**

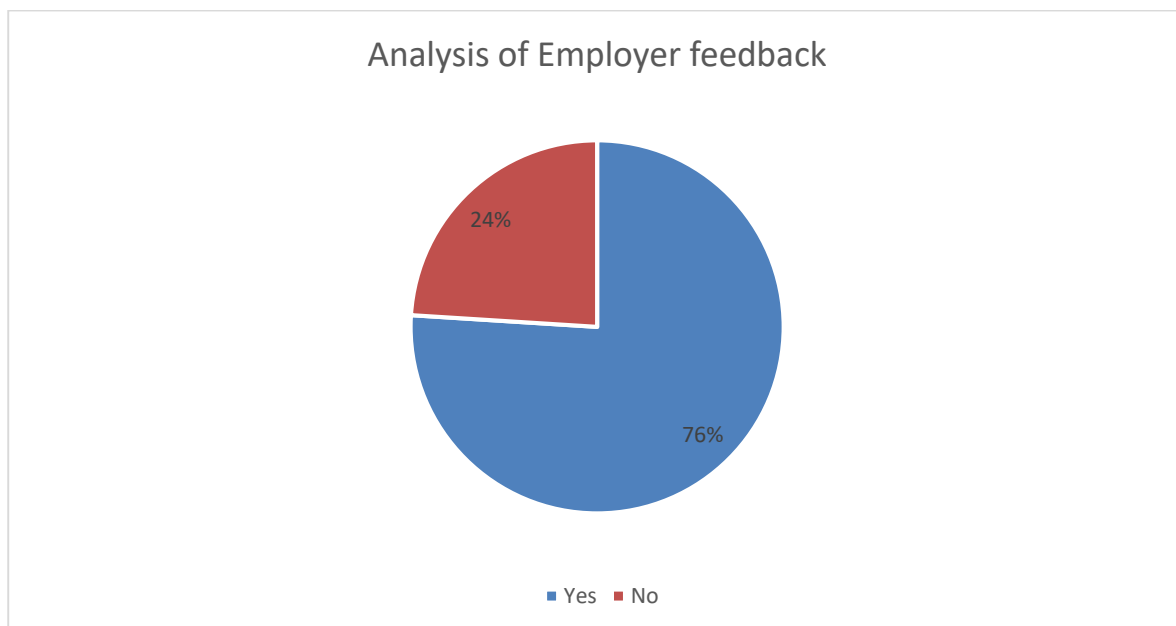


## Employer Feedback

Employer's feedback was obtained from the employers of different categories on curriculum design and reviewed in the month of March 2019 and 5 forms were collected after a week. The data in these forms is tabulated as shown below. Out of 5 employers 76% the members are satisfied with the curriculum of the courses offered in the college.

S.No.	Description	Yes	No	Total
Curriculum Feedback				
1	Is the course structure under UG level of MGU satisfactory?	5		5
2	Does the curriculum design meet the employment needs?	4	1	5
3	Does the curriculum ensure all round development of ward?	4	1	5
4	Does the curriculum design meet the needs of your industry/work?	3	2	5
5	Does the candidate approach you for job opportunities have required skills?	3	2	5
Overall opinion		19	6	25
In percentages		76%	24%	100%

### Pie Chart:

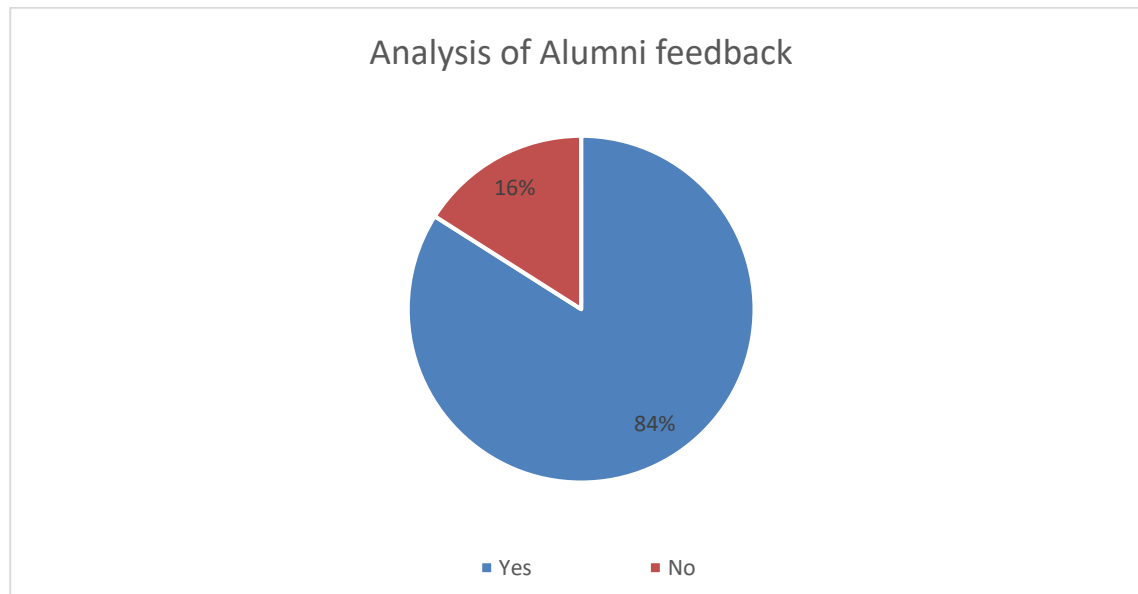


## Alumni Feedback

Alumni feedback was obtained from the alumni students of this college on curriculum design and reviewed in the month of March 2019 and 20 forms were collected after a week. The data in these forms is tabulated as shown below. Out of these 20 members 84% were satisfied with the curriculum of the courses offered in the college and rated excellent and very good.

S.No.	Description	Yes	No	Total
Curriculum Feedback				
1	Does the prescribed curriculum design help you to gain knowledge?	20		20
2	Is the course structure relevant to progress for higher levels?	16	04	20
3	Is the course design applicable to real life situation?	14	06	20
4	Did the course structure evoke research aptitude?	16	04	20
5	Did the course structure helpful in your careers?	18	02	20
Overall opinion		84	16	100
In percentages		84%	16%	100%

### Pie chart:

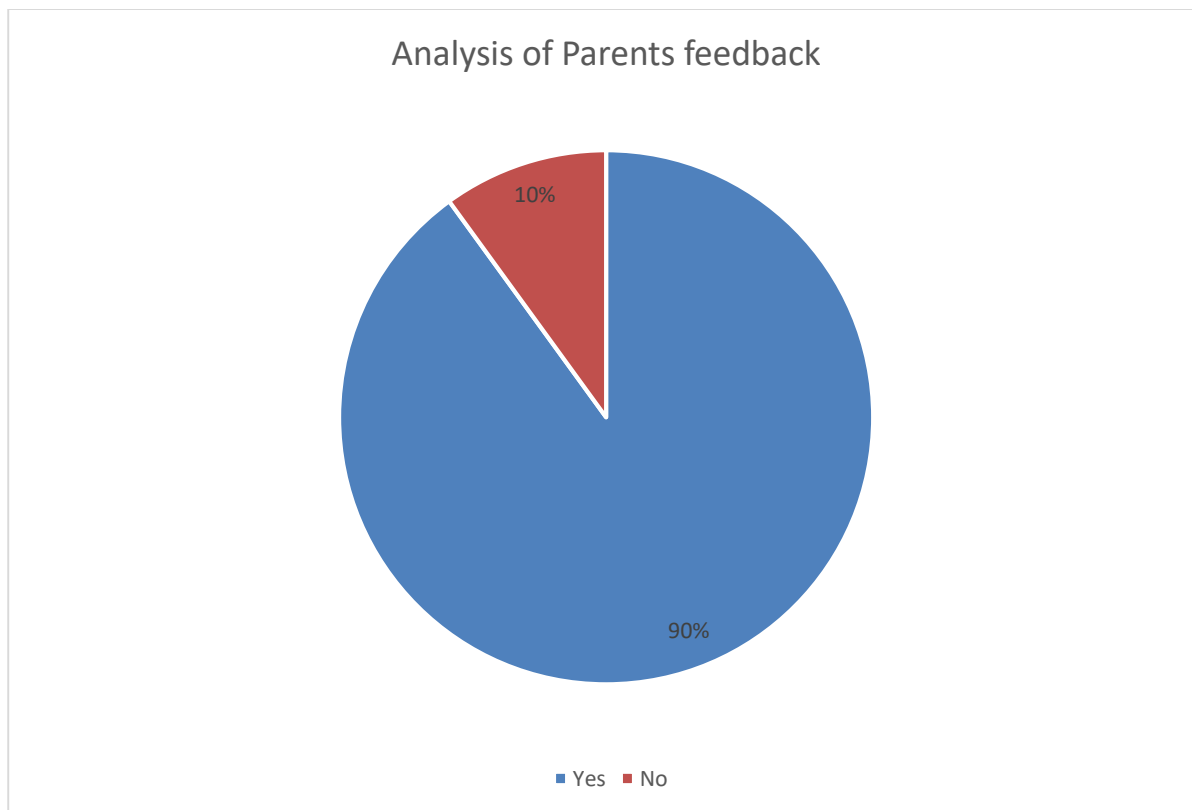


## Parents Feedback

Parents feedback was obtained from the parents of different categories on curriculum design and reviewed in the month of March 2019. 20 forms were collected from parents. The data in these forms is tabulated as shown below. Most of them Don't know English. Hence, we explained the design of curriculum and collected feedback. They satisfied with curriculum of the courses offered in the college.

S.No.	Description	Excellent	Very good	Average	Poor	Total
Curriculum feedback						
1	Is the course structure satisfactory?	20				20
2	Does the curriculum design meet the employment needs?	20				20
3	Does the curriculum ensure all round development of ward?	14	06			20
4	Rate the academic environment of the college.	18	02			20
Overall opinion		72	08			80
In percentages		90%	10%			100%

**Pie Chart:**



# Government Degree College, Ramannapet

## Feedback Analysis on Curriculum Design and Review of Syllabus for the Academic year 2019-20

Feedback has been collected manually from the teachers, Employers, Parents and Students on curriculum of courses and related aspects in the month of March 2020 to make teaching learning process more effective and to meet the needs of the students in all aspects. Feedback forms have been designed separately for teachers, Employers, Parents and students. Feedback forms were analyzed by IQAC. Feedback of 35 students, 04 Employers, 12 faculty, 8 Alumni and 8 parents were recorded and analyzed on curriculum, academic environment and other student related services on campus.

### Analysis of the Feedback

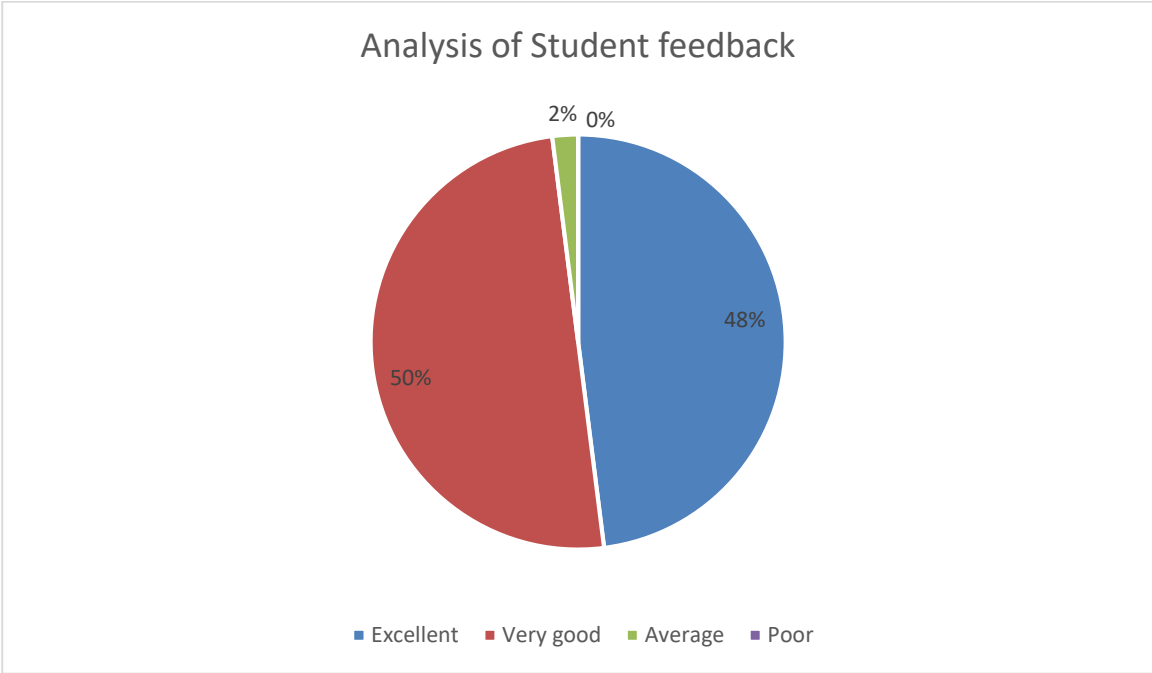
#### Student feedback

Student feedback forms 35 were issued to the students of all sections randomly in March 2020 and 35 forms were collected after a week. The data in those forms is tabulated as shown below. Out of 35 student responded above 95% were satisfied with curriculum of the courses offered in the college and rated excellent, very good and average.

S.No.	Description	Excellent	Very good	Average	Poor	Total
Curriculum feedback						
1	Relevance of course structure to the course objectives	11	24			35
2	Scope for skill development/employability/entrepreneurship in the course offered	7	28			35
3	The research orientation in the course design	14	20	01		35
4	Structure of CBCS curriculum	11	24			35
5	Pattern of curriculum evaluation	30	03	02		
6	The course syllabus is up to understanding level of students	28	07			35
Overall opinion		101	106	03		210
In percentages		48%	50%	02%		100%



**Pie chart:**

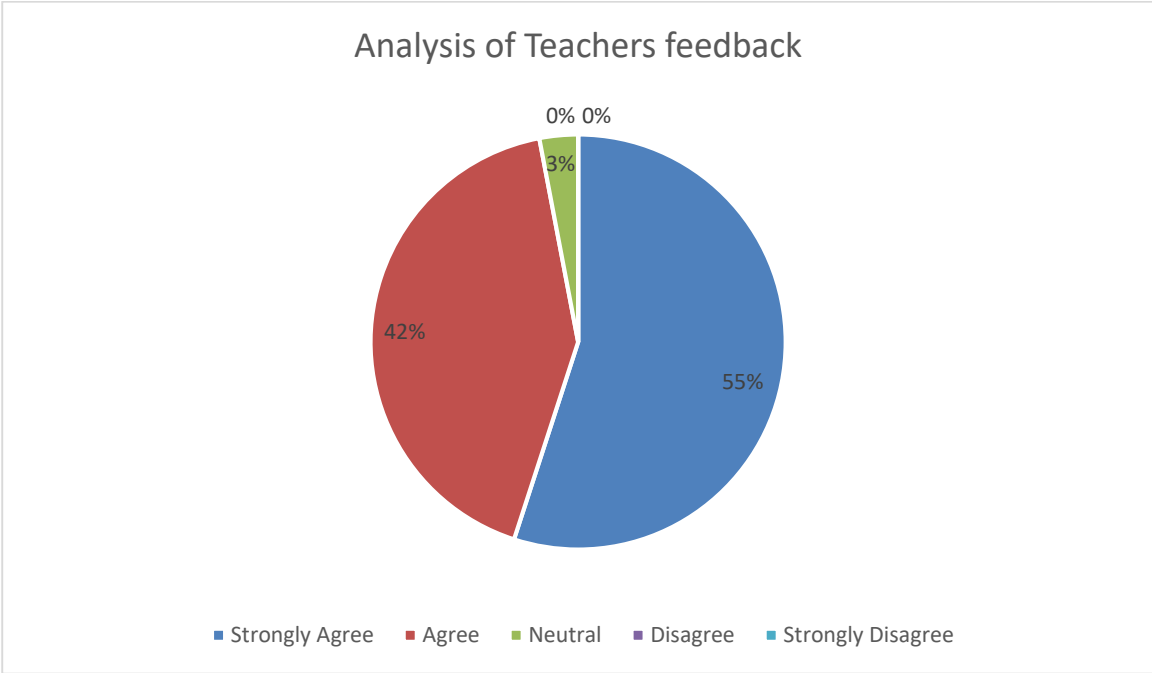


## Teacher Feedback

Teacher feedback was obtained from the faculty of the college on curriculum design and reviewed in the month of March 2020 and 12 forms were collected after a week. The data in these forms is tabulated as shown below. Out of 12 faculty members all are satisfied with curriculum of the courses offered in the college and rated excellent and very good.

S.No.	Description	Strongly Agree	Agree	Neutral	Disagree	Strongly Disagree	Total
1	The course structure is in line with programme outcome in general	10	02				12
2	The course structure is in line with specific outcomes in particular programme	04	08				12
3	The course content is relevant to course outcomes	07	05				12
4	The course content matches the needs of all level learners	04	08				12
5	It is comfortable to adopt new pedagogical teaching techniques in the stipulated time period as planned for curriculum transaction	06	06				12
6	Is internal assessment is beneficial and enhances learning levels of students	09	03				12
7	Is evaluation of semester end examination fair and the variation with internal assessment is well within the acceptable limits	10	01	01			12
8	Is the course syllabus has good balance between theory and application	03	07	02			12
Overall opinion		53	40	03			96
In percentages		55%	42%	03%			100%

**Pie Chart:**

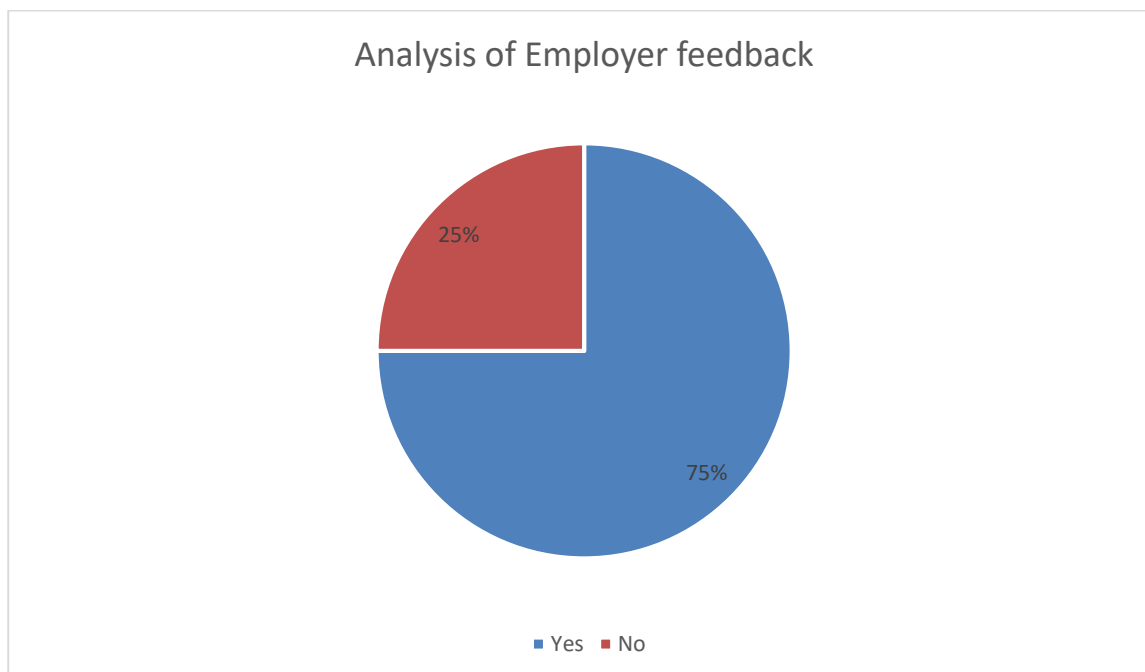


## Employer Feedback

Employer's feedback was obtained from the employers of different categories on curriculum design and reviewed in the month of March 2020 and 4 forms were collected after a week. The data in these forms is tabulated as shown below. Out of 4 employers all the members are satisfied with the curriculum of the courses offered in the college.

S.No.	Description	Yes	No	Total
Curriculum Feedback				
1	Is the course structure under UG level of MGU satisfactory?	4		4
2	Does the curriculum design meet the employment needs?	2	2	4
3	Does the curriculum ensure all round development of ward?	3	1	4
4	Does the curriculum design meet the needs of your industry/work?	2	2	4
5	Does the candidate approach you for job opportunities have required skills?	4	0	4
Overall opinion		15	05	20
In percentages		75%	25%	100%

### Pie Chart:

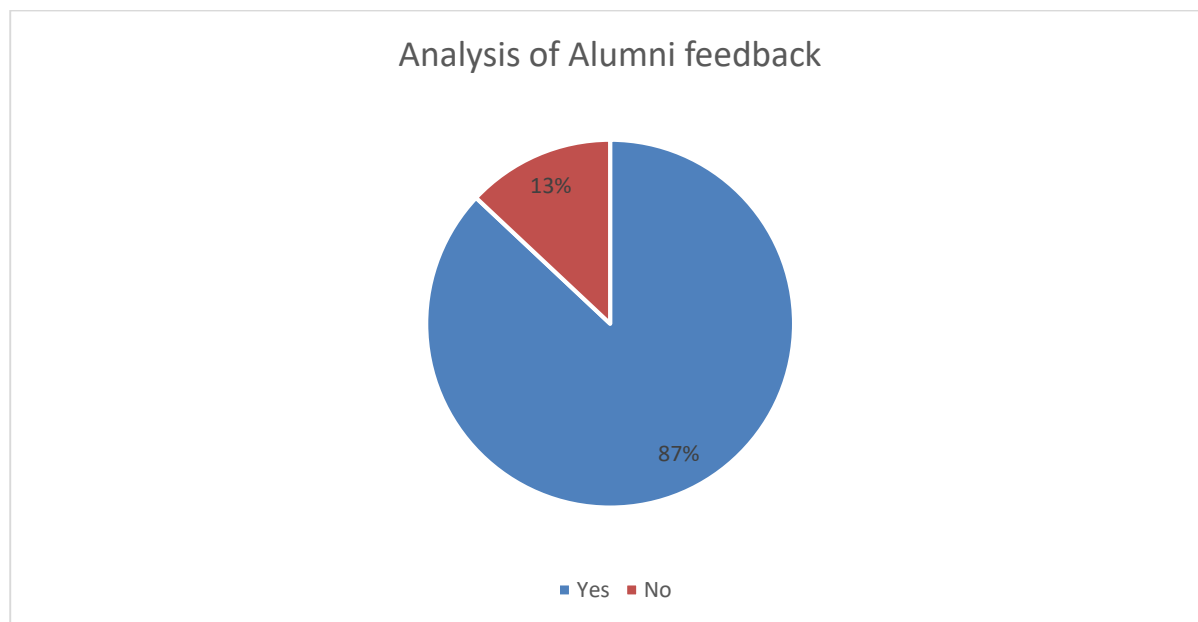


## Alumni Feedback

Alumni feedback was obtained from the alumni students of this college on curriculum design and reviewed in the month of March 2020 and 8 forms were collected after a week. The data in these forms is tabulated as shown below. Out of these 8 members 87% were satisfied with the curriculum of the courses offered in the college and rated excellent and very good.

S.No.	Description	Yes	No	Total
Curriculum Feedback				
1	Does the prescribed curriculum design help you to gain knowledge?	8		8
2	Is the course structure relevant to progress for higher levels?	8		8
3	Is the course design applicable to real life situation?	6	2	8
4	Did the course structure evoke research aptitude?	5	3	8
5	Did the course structure helpful in your careers?	8		8
Overall opinion		35	05	40
In percentages		87%	13%	100%

### Pie chart:

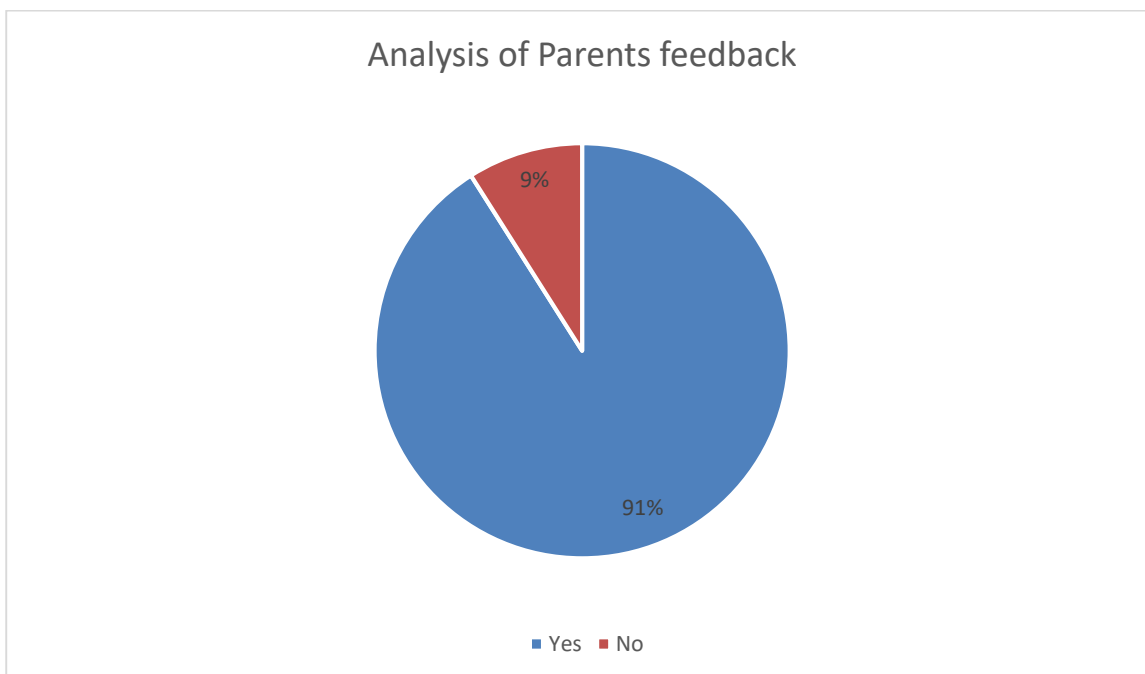


## Parents Feedback

Parents feedback was obtained from the parents of different categories on curriculum design and reviewed in March 2020. 8 forms were collected from parents. The data in these forms is tabulated as shown below. Most of them Don't know English. Hence, we explained the design of curriculum and collected feedback. They satisfied with curriculum of the courses offered in the college.

S.No.	Description	Excellent	Very good	Average	Poor	Total
Curriculum feedback						
1	Is the course structure satisfactory?	8				8
2	Does the curriculum design meet the employment needs?	7	1			8
3	Does the curriculum ensure all round development of ward?	6	2			8
4	Rate the academic environment of the college.	8				8
Overall opinion		29	03			32
In percentages		91%	09%			100%

### Pie Chart:



## Government Degree College, Ramannapet

### Feedback Analysis on Curriculum Design and Review of Syllabus for the Academic year 2020-21

Feedback has been collected manually from the teachers, Employers, Parents and Students on curriculum of courses and related aspects in the month of June 2021 to make teaching learning process more effective and to meet the needs of the students in all aspects. Feedback forms have been designed separately for teachers, Employers, Parents and students. Feedback forms were analyzed by IQAC. Feedback of 30 students, 04 Employers, 10 faculty, 10 Alumni and 10 parents were recorded and analyzed on curriculum, academic environment and other student related services on campus.

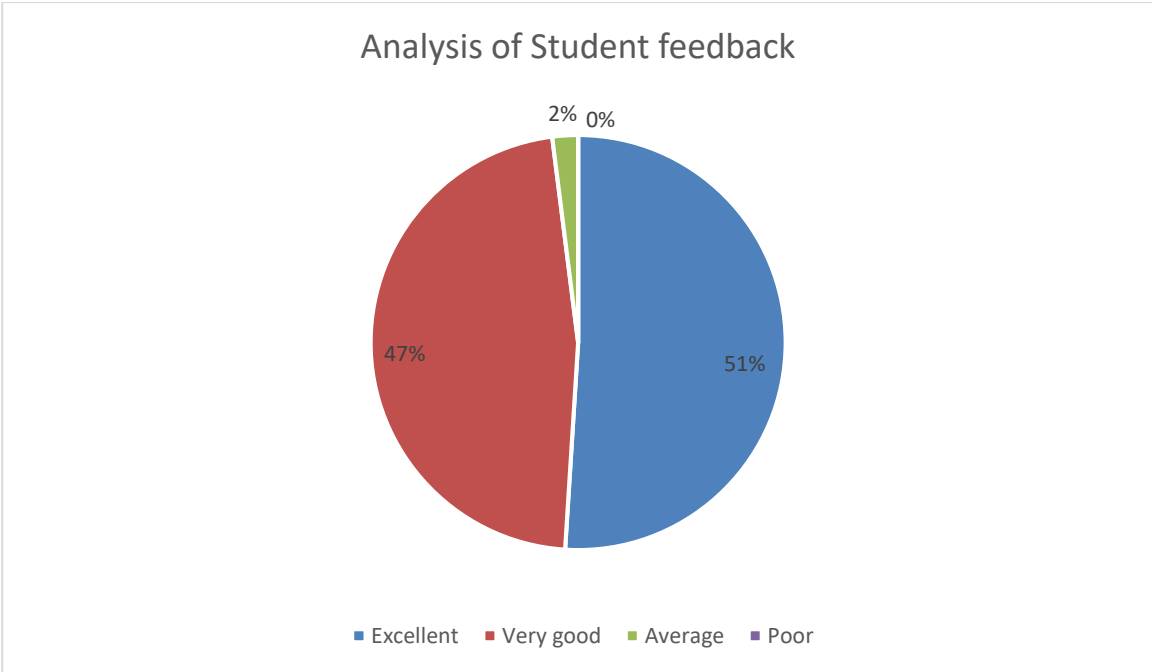
#### Analysis of the Feedback

##### Student feedback

Student feedback forms 30 were issued to the students of all sections randomly in June 2021 and 30 forms were collected after a week. The data in those forms is tabulated as shown below. Out of 30 students responded above 95% were satisfied with curriculum of the courses offered in the college and rated excellent, very good and average.

S.No.	Description	Excellent	Very good	Average	Poor	Total
Curriculum feedback						
1	Relevance of course structure to the course objectives	12	18			30
2	Scope for skill development/employability/entrepreneurship in the course offered	8	22			30
3	The research orientation in the course design	13	14	03		30
4	Structure of CBCS curriculum	10	20			30
5	Pattern of curriculum evaluation	25	04	1		30
6	The course syllabus is up to understanding level of students	23	07			30
Overall opinion		91	85	04		180
In percentages		51%	47%	02%		100%

**Pie chart:**



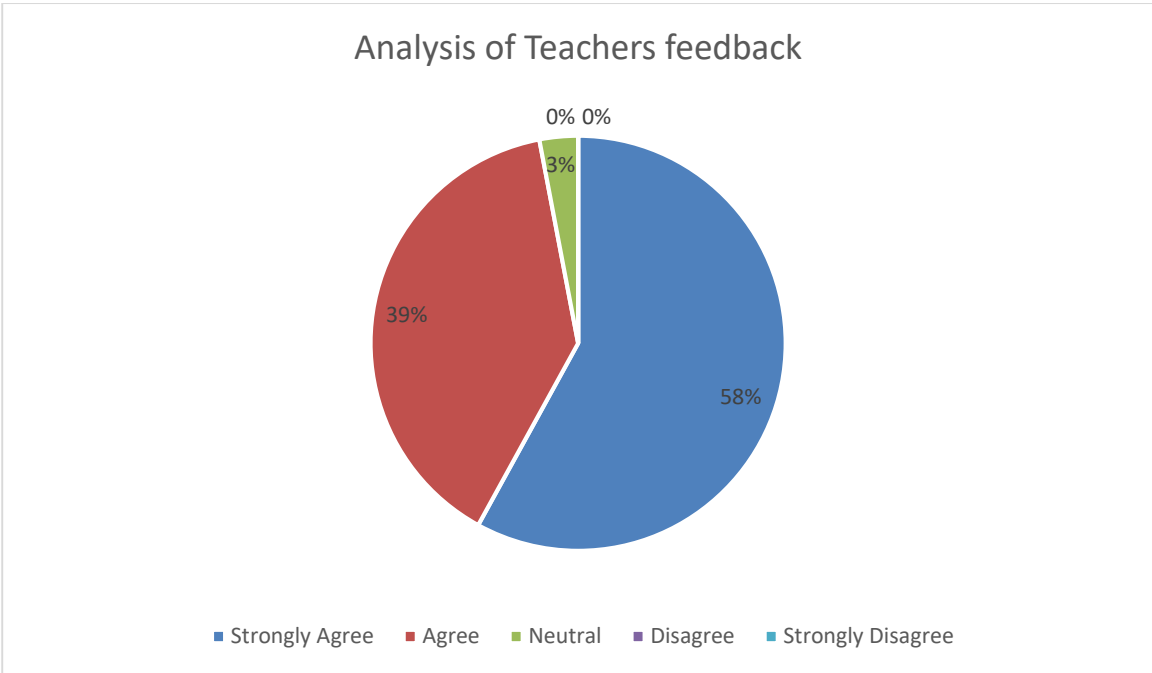


## Teacher Feedback

Teacher feedback was obtained from the faculty of the college on curriculum design and reviewed in the month of June 2021 and 10 forms were collected after a week. The data in these forms is tabulated as shown below. Out of 10 faculty members all are satisfied with curriculum of the courses offered in the college and rated excellent and very good.

S.No.	Description	Strongly Agree	Agree	Neutral	Disagree	Strongly Disagree	Total
1	The course structure is in line with programme outcome in general	9	01				10
2	The course structure is in line with specific outcomes in particular programme	2	08				10
3	The course content is relevant to course outcomes	05	04	01			10
4	The course content matches the needs of all level learners	05	05				10
5	It is comfortable to adopt new pedagogical teaching techniques in the stipulated time period as planned for curriculum transaction	08	02				10
6	Is internal assessment is beneficial and enhances learning levels of students	08	02				10
7	Is evaluation of semester end examination fair and the variation with internal assessment is well within the acceptable limits	08	01	01			10
8	Is the course syllabus has good balance between theory and application	04	05	01			10
Overall opinion		46	31	03			80
In percentages		58%	39%	03%			100%

**Pie Chart:**

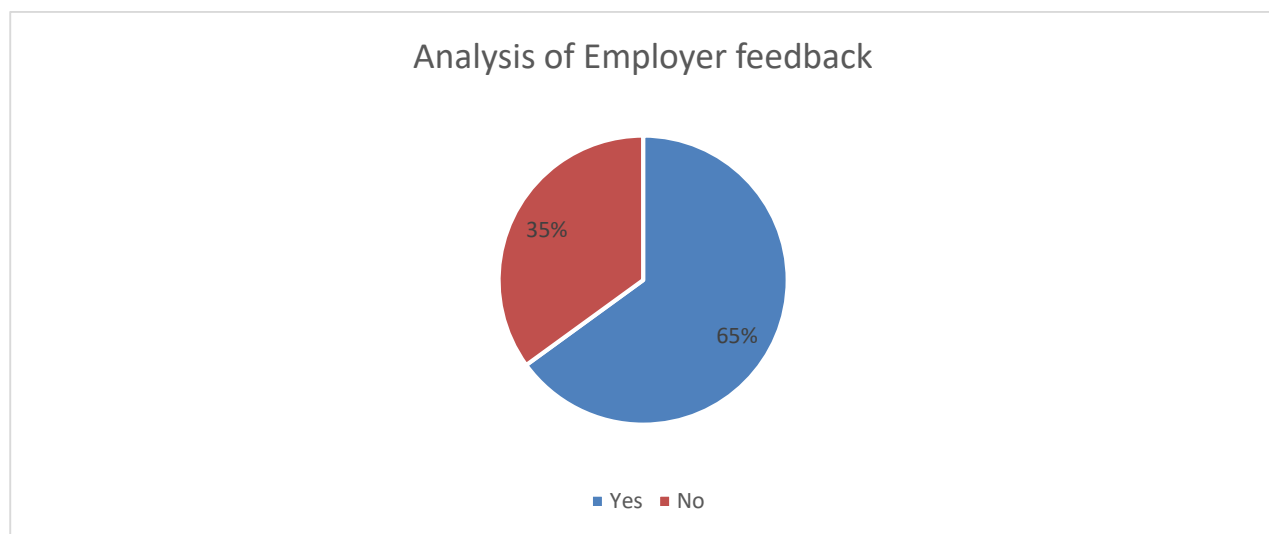


## Employer Feedback

Employer's feedback was obtained from the employers of different categories on curriculum design and reviewed in the month of June 2021 and 4 forms were collected after a week. The data in these forms is tabulated as shown below. Out of 4 employers all the members are satisfied with the curriculum of the courses offered in the college.

S.No.	Description	Yes	No	Total
Curriculum Feedback				
1	Is the course structure under UG level of MGU satisfactory?	4		4
2	Does the curriculum design meet the employment needs?	3	1	4
3	Does the curriculum ensure all round development of ward?	2	2	4
4	Does the curriculum design meet the needs of your industry/work?	1	3	4
5	Does the candidate approach you for job opportunities have required skills?	3	1	4
Overall opinion		13	07	20
In percentages		65%	35%	100%

### Pie Chart:

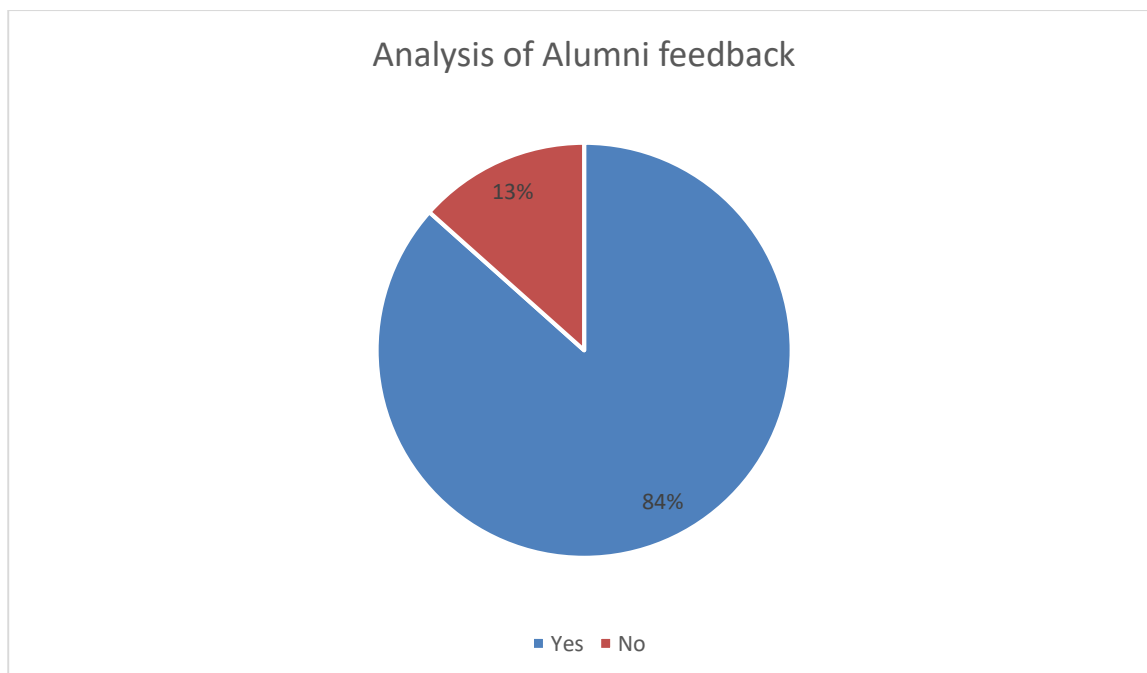


## Alumni Feedback

Alumni feedback was obtained from the alumni students of this college on curriculum design and reviewed in the month of June 2021 and 8 forms were collected after a week. The data in these forms is tabulated as shown below. Out of these 8 members 87% were satisfied with the curriculum of the courses offered in the college and rated excellent and very good.

S.No.	Description	Yes	No	Total
Curriculum Feedback				
1	Does the prescribed curriculum design help you to gain knowledge?	10		10
2	Is the course structure relevant to progress for higher levels?	08	02	10
3	Is the course design applicable to real life situation?	09	01	10
4	Did the course structure evoke research aptitude?	08	02	10
5	Did the course structure helpful in your careers?	07	03	10
Overall opinion		42	08	40
In percentages		84%	16%	100%

### Pie chart:



## Parents Feedback

Parents feedback was obtained from the parents of different categories on curriculum design and reviewed in June 2021. 10 forms were collected from parents. The data in these forms is tabulated as shown below. Most of them Don't know English. Hence, we explained the design of curriculum and collected feedback. They satisfied with curriculum of the courses offered in the college.

S.No.	Description	Excellent	Very good	Average	Poor	Total
Curriculum feedback						
1	Is the course structure satisfactory?	10				10
2	Does the curriculum design meet the employment needs?	08	02			10
3	Does the curriculum ensure all round development of ward?	09	01			10
4	Rate the academic environment of the college.	10				10
Overall opinion		37	03			40
In percentages		93%	07%			100%

### Pie Chart:

