

Government Degree College, Manthani. Dist: Peddapalli.

Analysis of Student Feedback on the Teacher - 2020-2021

Feedback has been collected manually from the students on teacher performance in the month of March 2021, to make teaching learning process more effective and meet the needs of the students in all aspects. The feedback forms on teacher performance with reference aspects listed in the form that enclosed here. Opinion has been taken on Likert's five point rating scale: 1 – poor (2 points), Average (4 points), 3 – Good (6-points), 4 – Very Good (8 Points), 5 – Excellent (10 Points).

2 –

Table 1: Teachers wise overall student feedback analysis for the academic year 2020-21.

Sl.No	Name of the Teacher	Department	Total no.of Forms	Total Responses	Obtained Status (in %)	Overall Status
1	B. Rajender	English	20	400	89	Excellent
2	A. Ramakrishna	Telugu	20	400	76	Very Good
3	A. Satish	History	15	300	82	Excellent
4	N. Rajaiah	Economics	15	300	85	Excellent
5	B. Amarnath	Political Science	15	300	81	Excellent
6	K. Krushna	Commerce	18	360	83	Excellent
7	Ch. Parshaiah	Commerce	18	360	85	Excellent
8	U. Mukundam	Computers	15	300	80	Excellent
9	MD, Thaher Hussaian	Botany	10	200	89	Excellent
10	V.Karunakar	Zoology	10	200	82	Excellent
11	P. Swamy	Chemistry	15	300	80	Excellent
12	Farzana Thabassum	Mathematics	10	200	78	Very Good
13	G. Sharadha	Physics	10	200	87	Excellent

$$\text{Percentage} = \frac{\text{Weighted Score total}}{\text{Total no of SFBF}}$$

Grade points: Excellent- 80 to 100; Very Good - 60-79; Good - 40-59; Average - 20-39; Poor - Below 20%


Principal
Government Degree College
Manthani, Dist. Peddapalli

Government Degree College, Manthani. Dist: Peddapalli.

Analysis of Student Feedback on the Teacher - 2019-2020

Feedback has been collected manually from the students on teacher performance in the month of March 2020, to make teaching learning process more effective and meet the needs of the students in all aspects. The feedback forms on teacher performance with reference aspects listed in the form that enclosed here. Opinion has been taken on Likert's five point rating scale: 1 – poor (2 points), Average (4 points), 3 – Good (6-points), 4 – Very Good (8 Points), 5 – Excellent (10 Points).

2 –

Table 1: Teachers wise overall student feedback analysis for the academic year 2019-20.

Sl.No	Name of the Teacher	Department	Total no.of Forms	Total Responses	Obtained Status (in %)	Overall Status
1	B. Rajender	English	25	500	89	Excellent
2	A. Ramakrishna	Telugu	25	500	76	Very Good
3	A. Satish	History	15	300	82	Very Good
4	N. Rajaiah	Economics	15	300	85	Excellent
5	B. Amarnath	Political Science	15	300	81	Excellent
6	K. Krushna	Commerce	20	400	83	Excellent
7	Ch. Parshaiah	Commerce	20	400	85	Excellent
8	D. Ravinder	Commerce	20	400	82	Excellent
9	U. Mukundam	Computers	20	400	80	Excellent
10	MD, Thaher Hussaian	Botany	10	200	89	Excellent
11	V.Karunakar	Zoology	10	200	82	Excellent
12	D.Dhanalaxmi	Chemistry	15	300	80	Excellent
13	Farzana Thabassum	Mathematics	10	200	78	Very Good
14	G. Sharadha	Physics	10	200	87	Excellent

$$\text{Percentage} = \frac{\text{Weighted Score total}}{\text{Total no of SFBF}}$$

Grade points: Excellent- 80 to 100; Very Good - 60-79; Good - 40-59; Average - 20-39; Poor - Below 20%


Principal
Government Degree College
Manthani, Dist. Peddapalli

Government Degree College, Manthani. Dist: Peddapalli.

Analysis of Student Feedback on the Teacher - 2018-2019

Feedback has been collected manually from the students on teacher performance in the month of March 2019, to make teaching learning process more effective and meet the needs of the students in all aspects. The feedback forms on teacher performance with reference aspects listed in the form that enclosed here. Opinion has been taken on Likert's five point rating scale: 1 – poor (2 points), Average (4 points), 3 – Good (6-points), 4 – Very Good (8 Points), 5 – Excellent (10 Points).

2 –

Table 1: Teachers wise overall student feedback analysis for the academic year 2018-19.

Sl.No	Name of the Teacher	Department	Total no.of Forms	Total Responses	Obtained Status (in %)	Overall Status
1	B. Rajender	English	25	500	89	Excellent
2	K.Srujana Devi	Telugu	25	500	76	Very Good
3	A. Satish	History	15	300	75	Very Good
4	N. Rajaiah	Economics	15	300	85	Excellent
5	B. Amarnath	Political Science	15	300	81	Excellent
6	K. Krushna	Commerce	20	400	83	Excellent
7	Ch. Parshaiah	Commerce	20	400	85	Excellent
8	D. Ravinder	Commerce	20	400	75	Very Good
9	U. Mukundam	Computers	20	400	80	Excellent
10	MD, Thaher Hussaian	Botany	10	200	89	Excellent
11	V.Karunakar	Zoology	10	200	82	Excellent
12	K.Rajani	Chemistry	15	300	80	Excellent
13	Farzana Thabassum	Mathematics	10	200	78	Very Good
14	G. Sharadha	Physics	10	200	87	Excellent

$$\text{Percentage} = \frac{\text{Weighted Score total}}{\text{Total no of SFBF}}$$

Grade points: Excellent- 80 to 100; Very Good - 60-79; Good - 40-59; Average - 20-39; Poor - Below 20%


Principal
Government Degree College
Manthani, Dist. Peddapalli

Government Degree College, Manthani. Dist: Peddapalli.

Analysis of Student Feedback on the Teacher - 2017-2018

Feedback has been collected manually from the students on teacher performance in the month of March 2018, to make teaching learning process more effective and meet the needs of the students in all aspects. The feedback forms on teacher performance with reference aspects listed in the form that enclosed here. Opinion has been taken on Likert's five point rating scale: 1 – poor (2 points), Average (4 points), 3 – Good (6-points), 4 – Very Good (8 Points), 5 – Excellent (10 Points).

2 –

Table 1: Teachers wise overall student feedback analysis for the academic year 2017-18.

Sl.No	Name of the Teacher	Department	Total no.of Forms	Total Responses	Obtained Status (in %)	Overall Status
1	S. Amjani	English	20	400	89	Excellent
2	K.Sharadha	Telugu	20	400	76	Very Good
3	D.Srinivas	History	15	300	82	Excellent
4	Dr. P. Malathi latha	Economics	15	300	85	Excellent
5	B. Laxman	Political Sceince	15	300	81	Excellent
6	S.Ramesh	Commerce	20	400		Excellent
7	K. Krushna	Commerce	18	360	83	Excellent
8	Ch. Parshaiah	Commerce	18	360	85	Excellent
9	U. Mukundam	Computers	15	300	80	Excellent
10	MD, Thaher Hussaian	Botany	10	200	89	Excellent
11	B.Suresh	Zoology	10	200	82	Excellent
12	G.Srinivas	Chemistry	15	300	80	Excellent
13	D. Venkatesh	Mathematics	10	200	78	Excellent
14	S.Krishna Prasad	Physics	10	200	87	Excellent

$$\text{Percentage} = \frac{\text{Weighted Score total}}{\text{Total no of SFBF}}$$

Grade points: Excellent- 80 to 100; Very Good - 60-79; Good - 40-59; Average - 20-39; Poor - Below 20%


Principal
Government Degree College
Manthani, Dist. Peddapalli

Government Degree College, Manthani. Dist: Peddapalli.

Analysis of Student Feedback on the Teacher - 2016-2017

Feedback has been collected manually from the students on teacher performance in the month of March 2017, to make teaching learning process more effective and meet the needs of the students in all aspects. The feedback forms on teacher performance with reference aspects listed in the form that enclosed here. Opinion has been taken on Likert's five point rating scale: 1 – poor (2 points), Average (4 points), 3 – Good (6-points), 4 – Very Good (8 Points), 5 – Excellent (10 Points).

2 –

Sl.No	Name of the Teacher	Department	Total no.of Forms	Total Responses	Obtained Status (in %)	Overall Status
1	S. Amjani	English	20	400	89	Excellent
2	K.Sharadha	Telugu	20	400	76	Excellent
3	D.Srinivas	History	15	300	82	Excellent
4	Dr. P. Malathi latha	Economics	15	300	85	Excellent
5	B. Laxman	Political Sceince	15	300	81	Excellent
6	S.Ramesh	Commerce	18	360	83	Excellent
7	K. Krushna	Commerce	18	360	85	Very Good
8	Ch. Parshaiah	Commerce	15	300	80	Excellent
9	U. Mukundam	Computers	10	200	89	Very Good
10	MD. Thaher Hussaian	Botany	10	200	82	Excellent
11	B.Suresh	Zoology	15	300	80	Excellent
12	G.Srinivas	Chemistry	10	200	86	Excellent
13	D. Venkatesh	Mathematics	10	200	87	Excellent
14	S.Krishna Prasad	Physics	10	200	88	Excellent

$$\text{Percentage} = \frac{\text{Weighted Score total}}{\text{Total no of SFBF}}$$

Grade points: Excellent- 80 to 100; Very Good - 60-79; Good - 40-59; Average - 20-39; Poor - Below 20%


Principal
Government Degree College
Manthani, Dist. Peddapalli

GOVERNMENT DEGREE COLLEGE, MANTHANI. DIST: PEDDAPALLI.
TEACHER'S FEEDBACK FORM ANALYSIS 2020-2021

Feedback has been collected from about 13 Teachers on Likert five point scales ranging from Strongly Agree to Strongly Disagree for the academic year 2020-21 in the month of March, 2021 and has been placed in the Table 1 below. The feedback so collected has been analyzed with the help of simple statistical tools in order to find out their opinion on curriculum, teaching – learning process and overall development of the college.

Table 1: Teachers' Feedback Analysis on Curriculum, Teaching, Learning and Evaluation of Teachers working in the College for the Academic Year 2020-21

S.NO	CURRICULAM, TEACHING, LEARNING AND EVALUATION		1 SA	2 A	3 N	4 DA	5 SDA	TOTAL
1	Syllabus is suitable to the Course	Freq	8	3	2	0	0	13
		%	62	23	15	0	0	100
2	Syllabus is need based	Freq	9	2	2	0	0	13
		%	69	15	15	0	0	100
3	Aims and Objectives of the Syllabi are well defined and clear to teachers and students	Freq	8	3	2	0	0	13
		%	62	23	15	0	0	100
4	Course content is followed by corresponding reference materials	Freq	7	4	2	0	0	13
		%	54	31	15	0	0	100
5	Sufficient number of prescribed books are available in the Library	Freq	6	4	3	0	0	13
		%	46	31	23	0	0	100
6	The Course / Syllabus has good balance between theory and application	Freq	8	3	2	0	0	13
		%	62	23	15	0	0	100
7	The Course / Syllabus has made me interested in the subject area.	Freq	10	2	1	0	0	13
		%	77	15	8	0	0	100
8	The Course / Syllabus of this subject increased my knowledge and respective in the subject area	Freq	10	2	1	0	0	13
		%	77	15	8	0	0	100
9	The course / Programme of studies carries sufficient number of optional papers	Freq	8	4	1	0	0	13
		%	62	31	8	0	0	100
10	The books prescribed / listed as reference materials are relevant	Freq	7	4	2	0	0	13
		%	54	31	15	0	0	100
11	Infrastructural facilities, such as teacher's rooms/correls, classrooms, reading rooms and toilets are available	Freq	7	3	3	0	0	13
		%	54	23	23	0	0	100
12	Staff canteen is available at the Department	Freq	5	4	2	2	0	13
		%	38	31	15	15	0	100

13	Tests and examinations are conducted well in time with proper coverage of all units in the syllabus	Freq	10	2	1	0	0	13
		%	77	15	8	0	0	100
14	I have the freedom to propose, modify suggest and incorporate new topics in the syllabus	Freq	7	4	2	0	0	13
		%	54	31	15	0	0	100
15	I have the freedom to adopt new techniques / strategies of teaching such as seminar presentation group	Freq	8	2	2	1	0	13
		%	62	15	15	8	0	100
16	I have the freedom to adopt new techniques / strategies of testing and assesment of students.	Freq	8	2	2	1	0	13
		%	62	15	15	8	0	100
17	The environment in the department is conducive to teaching and reasearch	Freq	10	2	1	0	0	13
		%	77	15	8	0	0	100
18	The administration is teacher friendly	Freq	8	3	2	0	0	13
		%	62	23	15	0	0	100
19	The College provides adequate and smooth support for projects and reasearch facilities	Freq	7	4	2	0	0	13
		%	54	31	15	0	0	100
20	The College provides adequate funding and support to faculty members for upgrading their skills and qualifications.	Freq	7	3	2	1	0	13
		%	54	23	15	8	0	100
Overall Opinion		Freq	158	60	37	5	0	260
		%	61	23	14	2	0	100


 Principal
 Government Degree College
 Manthani, Dist. Peddapalli

GOVERNMENT DEGREE COLLEGE, MANTHANI. DIST: PEDDAPALLI.

TEACHER'S FEEDBACK FORM ANALYSIS 2019-2020

Feedback has been collected from about 14 Teachers on Likert five point scales ranging from Strongly Agree to Strongly Disagree for the academic year 2019-20 in the month of March, 2020 and has been placed in the Table 1 below. The feedback so collected has been analyzed with the help of simple statistical tools in order to find out their opinion on curriculum, teaching – learning process and overall development of the college.

Table 1: Teachers' Feedback Analysis on Curriculum, Teaching, Learning and Evaluation of Teachers working in the College for the Academic Year 2019-20

S.NO	CURRICULAM, TEACHING, LEARNING AND EVALUATION		1 SA	2 A	3 N	4 DA	5 SDA	TOTAL
1	Syllabus is suitable to the Course	Freq	9	3	2	0	0	14
		%	64	21	14	0	0	100
2	Syllabus is need based	Freq	10	2	2	0	0	14
		%	71	14	14	0	0	100
3	Aims and Objectives of the Syllabi are well defined and clear to teachers and students	Freq	9	3	2	0	0	14
		%	64	21	14	0	0	100
4	Course content is followed by corresponding refernce materials	Freq	8	4	2	0	0	14
		%	57	29	14	0	0	100
5	Sufficient number of perscribed books are available in the Liabrary	Freq	7	4	3	0	0	14
		%	50	29	21	0	0	100
6	The Course / Syllabus has good balance between theory and application	Freq	9	3	2	0	0	14
		%	64	21	14	0	0	100
7	The Course / Syllabus has made me interested in the subject area.	Freq	10	3	1	0	0	14
		%	71	21	7	0	0	100
8	The Course / Syllabus of this subject increased my knowledge and respective in the subject area	Freq	10	2	2	0	0	14
		%	71	14	14	0	0	100
9	The course / Programme of studies carries sufficient number of optional papers	Freq	8	4	2	0	0	14
		%	57	29	14	0	0	100
10	The books prescribed / listed as reference materials are relavent	Freq	8	4	2	0	0	14
		%	57	29	14	0	0	100
11	Infrastructural facilities, such as teacher's rooms/carrels, classrooms, reading rooms and toilets are available in the college.	Freq	7	4	3	0	0	14
		%	50	29	21	0	0	100

12	Staff canteen is available at the Department	Freq	5	5	2	2	0	14
		%	36	36	14	14	0	100
13	Tests and examinations are conducted well in time with proper coverage of all units in the syllabus	Freq	10	3	1	0	0	14
		%	71	21	7	0	0	100
14	I have the freedom to propose, modify suggest and incorporate new topics in the syllabus	Freq	7	4	3	0	0	14
		%	50	29	21	0	0	100
15	I have the freedom to adopt new techniques / strategies of teaching such as seminar presentation group discussions and learners participations.	Freq	8	2	3	1	0	14
		%	57	14	21	7	0	100
16	I have the freedom to adopt new techniques / strategies of testing and assesment of students.	Freq	8	3	2	1	0	14
		%	57	21	14	7	0	100
17	The environment in the department is conducive to teaching and reasearch	Freq	10	2	1	1	0	14
		%	71	14	7	7	0	100
18	The administration is teacher friendly	Freq	8	3	3	0	0	14
		%	57	21	21	0	0	100
19	The College provides adequate and smooth support for projects and reasearch facilities	Freq	7	4	3	0	0	14
		%	50	29	21	0	0	100
20	The College provides adequate funding and support to faculty members for upgrading their skills and qualifications.	Freq	7	4	2	1	0	14
		%	50	29	14	7	0	100
Overall Opinion		Freq	165	66	43	6	0	280
		%	59	24	15	2	0	100


 Principal
 Government Degree College
 Manthani, Dist. Peddapalli

GOVERNMENT DEGREE COLLEGE, MANTHANI. DIST: PEDDAPALLI.
TEACHER'S FEEDBACK FORM ANALYSIS 2018-2019

Feedback has been collected from about 14 Teachers on Likert five point scales ranging from Strongly Agree to Strongly Disagree for the academic year 2018-19 in the month of March, 2019 and has been placed in the Table 1 below. The feedback so collected has been analyzed with the help of simple statistical tools in order to find out their opinion on curriculum, teaching – learning process and overall development of the college.

Table 1: Teachers' Feedback Analysis on Curriculum, Teaching, Learning and Evaluation of Teachers working in the College for the Academic Year 2018-19

S.NO	CURRICULAM, TEACHING, LEARNING AND EVALUATION		1 SA	2 A	3 N	4 DA	5 SDA	TOTAL
1	Syllabus is suitable to the Course	Freq	8	4	2	0	0	14
		%	57	29	14	0	0	100
2	Syllabus is need based	Freq	9	2	3	0	0	14
		%	64	14	21	0	0	100
3	Aims and Objectives of the Syllabi are well defined and clear to teachers and students	Freq	8	3	3	0	0	14
		%	57	21	21	0	0	100
4	Course content is followed by corresponding reference materials	Freq	7	5	2	0	0	14
		%	50	36	14	0	0	100
5	Sufficient number of prescribed books are available in the Library	Freq	6	4	4	0	0	14
		%	43	29	29	0	0	100
6	The Course / Syllabus has good balance between theory and application	Freq	8	3	3	0	0	14
		%	57	21	21	0	0	100
7	The Course / Syllabus has made me interested in the subject area.	Freq	10	3	1	0	0	14
		%	71	21	7	0	0	100
8	The Course / Syllabus of this subject increased my knowledge and respective in the subject area	Freq	10	2	2	0	0	14
		%	71	14	14	0	0	100
9	The course / Programme of studies carries sufficient number of optional papers	Freq	8	4	2	0	0	14
		%	57	29	14	0	0	100
10	The books prescribed / listed as reference materials are relevant	Freq	7	4	3	0	0	14
		%	50	29	21	0	0	100
11	Infrastructural facilities, such as teacher's rooms/correls, classrooms, reading rooms and toilets are available in the college	Freq	7	4	3	0	0	14
		%	50	29	21	0	0	100
12	Staff canteen is available at the	Freq	5	4	3	2	0	14

12	Department	%	36	29	21	14	0	100
13	Tests and examinations are conducted well in time with proper coverage of all units in the syllabus	Freq	10	3	1	0	0	14
		%	71	21	7	0	0	100
14	I have the freedom to propose, modify suggest and incorporate new topics in the syllabus	Freq	7	4	3	0	0	14
		%	50	29	21	0	0	100
15	I have the freedom to adopt new techniques / strategies of teaching such as seminar presentation group discussions and learners participations.	Freq	8	3	2	1	0	14
		%	57	21	14	7	0	100
16	I have the freedom to adopt new techniques / strategies of testing and assesment of students.	Freq	8	3	2	1	0	14
		%	57	21	14	7	0	100
17	The environment in the department is conductive to teaching and reasearch	Freq	10	2	2	0	0	14
		%	71	14	14	0	0	100
18	The administration is teacher friendly	Freq	8	3	3	0	0	14
		%	57	21	21	0	0	100
19	The College provides adequate and smooth support for projects and reasearch facilities	Freq	7	4	3	0	0	14
		%	50	29	21	0	0	100
20	The College provides adequate funding and support to faculty members for upgrading their skills and qualifications.	Freq	7	3	3	1	0	14
		%	50	21	21	7	0	100
Overall Opinion		Freq	158	67	50	5	0	280
		%	56	24	18	2	0	100


 Principal
 Government Degree College
 Manthani, Dist. Peddapalli

GOVERNMENT DEGREE COLLEGE, MANTHANI. DIST: PEDDAPALLI.


TEACHER'S FEEDBACK FORM ANALYSIS 2017-2018

Feedback has been collected from about 14 Teachers on Likert five point scales ranging from Strongly Agree to Strongly Disagree for the academic year 2017-18 in the month of March, 2018 and has been placed in the Table 1 below. The feedback so collected has been analyzed with the help of simple statistical tools in order to find out their opinion on curriculum, teaching – learning process and overall development of the college.

Table 1: Teachers' Feedback Analysis on Curriculum, Teaching, Learning and Evaluation of Teachers working in the College for the Academic Year 2017-18

S.NO	CURRICULAM, TEACHING, LEARNING AND EVALUATION		1 SA	2 A	3 N	4 DA	5 SDA	TOTAL
1	Syllabus is suitable to the Course	Freq	9	3	2	0	0	14
		%	64	21	14	0	0	100
2	Syllabus is need based	Freq	9	3	2	0	0	14
		%	64	21	14	0	0	100
3	Aims and Objectives of the Syllabi are well defined and clear to teachers and students	Freq	8	3	3	0	0	14
		%	57	21	21	0	0	100
4	Course content is followed by corresponding refernce materials	Freq	7	4	3	0	0	14
		%	50	29	21	0	0	100
5	Sufficient number of perscribed books are available in the Liabrary	Freq	6	5	3	0	0	14
		%	43	36	21	0	0	100
6	The Course / Syllabus has good balance between theory and application	Freq	8	4	2	0	0	14
		%	57	29	14	0	0	100
7	The Course / Syllabus has made me interested in the subject area.	Freq	10	2	2	0	0	14
		%	71	14	14	0	0	100
8	The Course / Syllabus of this subject increased my knowledge and respective in the subject area	Freq	10	2	2	0	0	14
		%	71	14	14	0	0	100
9	The course / Programme of studies carries sufficient number of optional papers	Freq	8	4	2	0	0	14
		%	57	29	14	0	0	100
10	The books prescribed / listed as reference materials are relavent	Freq	7	5	2	0	0	14
		%	50	36	14	0	0	100
11	infrastructural facinities, such as teacher's rooms/carrels, classrooms,	Freq	7	4	3	0	0	14

11	reading rooms and toilets are available in the college	%	50	29	21	0	0	100
12	Staff canteen is available at the Department	Freq	5	4	3	2	0	14
		%	36	29	21	14	0	100
13	Tests and examinations are conducted well in time with proper coverage of all units in the syllabus	Freq	10	3	1	0	0	14
		%	71	21	7	0	0	100
14	I have the freedom to propose, modify suggest and incorporate new topics in the syllabus	Freq	7	4	3	0	0	14
		%	50	29	21	0	0	100
15	I have the freedom to adopt new techniques / strategies of teaching such as seminar presentation group discussions and learners participations.	Freq	8	3	2	1	0	14
		%	57	21	14	7	0	100
16	I have the freedom to adopt new techniques / strategies of testing and assesment of students.	Freq	8	2	3	1	0	14
		%	57	14	21	7	0	100
17	The environment in the department is conductive to teaching and reasearch	Freq	10	2	2	0	0	14
		%	71	14	14	0	0	100
18	The administration is teacher friendly	Freq	8	4	2	0	0	14
		%	57	29	14	0	0	100
19	The College provides adequate and smooth support for projects and reasearch facilities	Freq	7	5	2	0	0	14
		%	50	36	14	0	0	100
20	The College provides adequate funding and support to faculty members for upgrading their skills and qualifications.	Freq	7	3	3	1	0	14
		%	50	21	21	7	0	100
Overall Opinion		Freq	159	69	47	5	0	280
		%	57	25	17	2	0	100


Principal
 Government Degree College
 Manthani, Dist. Peddapalli

GOVERNMENT DEGREE COLLEGE, MANTHANI. DIST: PEDDAPALLI.


TEACHER'S FEEDBACK FORM ANALYSIS 2016-2017

Feedback has been collected from about 14 Teachers on Likert five point scales ranging from Strongly Agree to Strongly Disagree for the academic year 2016-17 in the month of March, 2017 and has been placed in the Table 1 below. The feedback so collected has been analyzed with the help of simple statistical tools in order to find out their opinion on curriculum, teaching – learning process and overall development of the college.

Table 1: Teachers' Feedback Analysis on Curriculum, Teaching, Learning and Evaluation of Teachers working in the College for the Academic Year 2016-17

S.NO	CURRICULAM, TEACHING, LEARNING AND EVALUATION		1 SA	2 A	3 N	4 DA	5 SDA	TOTAL
1	Syllabus is suitable to the Course	Freq	9	3	2	0	0	14
		%	64	21	14	0	0	100
2	Syllabus is need based	Freq	9	3	2	0	0	14
		%	64	21	14	0	0	100
3	Aims and Objectives of the Syllabi are well defined and clear to teachers and students	Freq	8	4	2	0	0	14
		%	57	29	14	0	0	100
4	Course content is followed by corresponding reference materials	Freq	7	4	3	0	0	14
		%	50	29	21	0	0	100
5	Sufficient number of prescribed books are available in the Library	Freq	6	4	4	0	0	14
		%	43	29	29	0	0	100
6	The Course / Syllabus has good balance between theory and application	Freq	8	3	3	0	0	14
		%	57	21	21	0	0	100
7	The Course / Syllabus has made me interested in the subject area.	Freq	10	3	1	0	0	14
		%	71	21	7	0	0	100
8	The Course / Syllabus of this subject increased my knowledge and respective in the subject area	Freq	10	3	1	0	0	14
		%	71	21	7	0	0	100
9	The course / Programme of studies carries sufficient number of optional papers	Freq	8	4	2	0	0	14
		%	57	29	14	0	0	100
10	The books prescribed / listed as reference materials are relevant	Freq	7	5	2	0	0	14
		%	50	36	14	0	0	100
11	Infrastructural facilities, such as teacher's rooms/correls, classrooms, reading rooms and toilets are available	Freq	7	4	3	0	0	14
		%	50	29	21	0	0	100
12	Staff canteen is available at the	Freq	5	4	3	2	0	14

12	Department	%	36	29	21	14	0	100
13	Tests and examinations are conducted well in time with proper coverage of all units in the syllabus	Freq	10	2	2	0	0	14
		%	71	14	14	0	0	100
14	I have the freedom to propose, modify suggest and incorporate new topics in the syllabus	Freq	7	4	3	0	0	14
		%	50	29	21	0	0	100
15	I have the freedom to adopt new techniques / strategies of teaching such as seminar presentation group discussions and learners participations.	Freq	8	2	3	1	0	14
		%	57	14	21	7	0	100
16	I have the freedom to adopt new techniques / strategies of testing and assesment of students.	Freq	8	3	2	1	0	14
		%	57	21	14	7	0	100
17	The environment in the department is conductive to teaching and reasearch	Freq	10	2	2	0	0	14
		%	71	14	14	0	0	100
18	The administration is teacher friendly	Freq	8	3	3	0	0	14
		%	57	21	21	0	0	100
19	The College provides adequate and smooth support for projects and reasearch facilities	Freq	7	4	3	0	0	14
		%	50	29	21	0	0	100
20	The College provides adequate funding and support to faculty members for upgrading their skills and qualifications.	Freq	7	3	3	1	0	14
		%	50	21	21	7	0	100
Overall Opinion		Freq	159	67	49	5	0	280
		%	57	24	18	2	0	100


Principal
 Government Degree College
 Manthani, Dist. Peddapalli

GOVERNMENT DEGREE COLLEGE, MANTHANI. DIST: PEDDAPALLI.

PARENT'S FEEDBACK ANALYSIS 2020-2021

This questionnaire is intended to collect information relating to your satisfactions towards the Atmosphere of the College, Facilities, Career orientation, Hostel facilities and overall development of College. The information provided by you will be kept confidential and will be used as important feedback for quality improvement of the programme of studies/Intuition.

S.NO	PARTICULARS		EXCELLENT	VERY GOOD	GOOD	AVERAGE	BELOW AVERAGE	TOTAL
1	How is the atmosphere of the college with respect to the facilities given to your daughter/son?	Freq	12	5	3	0	0	20
		%	60	25	15	0	0	100
2	Do you think that the college environment is conducive for the overall development of your daughter/Son?	Freq	14	3	2	1	0	20
		%	70	15	10	5	0	100
3	Is your daughter/Son happy with the College Facilities ?	Freq	14	2	2	2	0	20
		%	70	10	10	10	0	100
4	Is your daughter/Son given enough exposure as far as career orientation is concerned ?	Freq	13	3	3	1	0	20
		%	65	15	15	5	0	100
5	Is the environment of the college helpful for the students to discuss their problems?	Freq	14	3	3	0	0	20
		%	70	15	15	0	0	100
6	Are the authorities easily approachable regarding any queries?	Freq	15	3	2	0	0	20
		%	75	15	10	0	0	100
7	Are you satisfied with the communication at the college end regarding the regular performance of your daughter/son?	Freq	12	3	3	2	0	20
		%	60	15	15	10	0	100
Overall Opinion		Freq	94	22	18	6	0	140
		%	67	16	13	4	0	100


 Principal
 Government Degree College
 Manthani, Dist. Peddapalli

GOVERNMENT DEGREE COLLEGE, MANTHANI. DIST: PEDDAPALLI.

PARENT'S FEEDBACK ANALYSIS 2019-2020

This questionnaire is intended to collect information relating to your satisfactions towards the Atmosphere of the College, Facilities, Career orientation, Hostel facilities and overall development of College. The information provided by you will be kept confidential and will be used as important feedback for quality improvement of the programme of studies/Intuition.

S.NO	PARTICULARS		EXCELLENT	VERY GOOD	GOOD	AVERAGE	BELOW AVERAGE	TOTAL
1	How is the atmosphere of the college with respect to the facilities given to your daughter/son?	Freq	12	3	3	2	0	20
		%	60	15	15	10	0	100
2	Do you think that the college environment is conducive for the overall development of your daughter/Son?	Freq	14	3	2	1	0	20
		%	70	15	10	5	0	100
3	Is your daughter/Son happy with the College Facilities ?	Freq	14	3	3	0	0	20
		%	70	15	15	0	0	100
4	Is your daughter/Son given enough exposure as far as career orientation is concerned ?	Freq	15	3	2	0	0	20
		%	75	15	10	0	0	100
5	Is the environment of the college helpful for the students to discuss their problems?	Freq	14	3	3	0	0	20
		%	70	15	15	0	0	100
6	Are the authorities easily approachable regarding any queries?	Freq	15	3	2	0	0	20
		%	75	15	10	0	0	100
7	Are you satisfied with the communication at the college end regarding the regular performance of your daughter/son?	Freq	14	2	2	2	0	20
		%	70	10	10	10	0	100
Overall Opinion		Freq	98	20	17	5	0	140
		%	70	14	12	4	0	100


 Principal
 Government Degree College
 Manthani, Dist. Peddapalli

GOVERNMENT DEGREE COLLEGE, MANTHANI. DIST: PEDDAPALLI.

PARENT'S FEEDBACK ANALYSIS 2018-2019

This questionnaire is intended to collect information relating to your satisfactions towards the Atmosphere of the College, Facilities, Career orientation, Hostel facilities and overall development of College. The information provided by you will be kept confidential and will be used as important feedback for quality improvement of the programme of studies/Intuition.

S.NO	PARTICULARS		EXCELLEN T	VERY GOOD	GOOD	AVERAGE	BELOW AVERAGE	TOTAL
1	How is the atmosphere of the college with respect to the facilities given to your daughter/son?	Freq	15	3	2	0	0	20
		%	75	15	10	0	0	100
2	Do you think that the college environment is conducive for the overall development of your daughter/Son?	Freq	14	3	3	0	0	20
		%	70	15	15	0	0	100
3	Is your daughter/Son happy with the College Facilities ?	Freq	12	3	3	2	0	20
		%	60	15	15	10	0	100
4	Is your daughter/Son given enough exposure as far as career orientation is concerned ?	Freq	14	2	2	2	0	20
		%	70	10	10	10	0	100
5	Is the environment of the college helpful for the students to discuss their problems?	Freq	12	4	4	0	0	20
		%	60	20	20	0	0	100
6	Are the authorities easily approachable regarding any queries?	Freq	14	3	2	1	0	20
		%	70	15	10	5	0	100
7	Are you satisfied with the communication at the college end regarding the regular performance of your daughter/son?	Freq	12	3	3	2	0	20
		%	60	15	15	10	0	100
Overall Opinion		Freq	93	21	19	7	0	140
		%	66	15	14	5	0	100

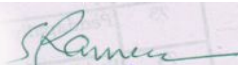

 Principal
 Government Degree College
 Manthani, Dist. Peddapalli

GOVERNMENT DEGREE COLLEGE, MANTHANI. DIST: PEDDAPALLI.

PARENT'S FEEDBACK ANALYSIS 2017-2018

This questionnaire is intended to collect information relating to your satisfactions towards the Atmosphere of the College, Facilities, Career orientation, Hostel facilities and overall development of College. The information provided by you will be kept confidential and will be used as important feedback for quality improvement of the programme of studies/Intuition.

S.NO	PARTICULARS		EXCELLENT	VERY GOOD	GOOD	AVERAGE	BELOW AVERAGE	TOTAL
1	How is the atmosphere of the college with respect to the facilities given to your daughter/son?	Freq	12	3	3	2	0	20
		%	60	15	15	10	0	100
2	Do you think that the college environment is conducive for the overall development of your daughter/Son?	Freq	13	3	3	1	0	20
		%	65	15	15	5	0	100
3	Is your daughter/Son happy with the College Facilities ?	Freq	14	3	2	1	0	20
		%	70	15	10	5	0	100
4	Is your daughter/Son given enough exposure as far as career orientation is concerned ?	Freq	12	5	3	0	0	20
		%	60	25	15	0	0	100
5	Is the environment of the college helpful for the students to discuss their problems?	Freq	13	4	3	0	0	20
		%	65	20	15	0	0	100
6	Are the authorities easily approachable regarding any queries?	Freq	12	3	3	2	0	20
		%	60	15	15	10	0	100
7	Are you satisfied with the communication at the college end regarding the regular performance of your daughter/son?	Freq	10	4	3	3	0	20
		%	50	20	15	15	0	100
Overall Opinion		Freq	86	25	20	9	0	140
		%	61	18	14	6	0	100


Principal
 Government Degree College
 Manthani, Dist. Peddapalli

GOVERNMENT DEGREE COLLEGE, MANTHANI. DIST: PEDDAPALLI.

PARENT'S FEEDBACK ANALYSIS 2016-2017

This questionnaire is intended to collect information relating to your satisfactions towards the Atmosphere of the College, Facilities, Career orientation, Hostel facilities and overall development of College. The information provided by you will be kept confidential and will be used as important feedback for quality improvement of the programme of studies/Intuition.

S.NO	PARTICULARS		EXCELLENT	VERY GOOD	GOOD	AVERAGE	BELOW AVERAGE	TOTAL
1	How is the atmosphere of the college with respect to the facilities given to your daughter/son?	Freq	12	3	3	2	0	20
		%	60	15	15	10	0	100
2	Do you think that the college environment is conducive for the overall development of your daughter/Son?	Freq	14	3	2	1	0	20
		%	70	15	10	5	0	100
3	Is your daughter/Son happy with the College Facilities ?	Freq	12	4	3	1	0	20
		%	60	20	15	5	0	100
4	Is your daughter/Son given enough exposure as far as career orientation is concerned ?	Freq	13	3	3	1	0	20
		%	65	15	15	5	0	100
5	Is the environment of the college helpful for the students to discuss their problems?	Freq	12	3	3	2	0	20
		%	60	15	15	10	0	100
6	Are the authorities easily approachable regarding any queries?	Freq	12	4	2	2	0	20
		%	60	20	10	10	0	100
7	Are you satisfied with the communication at the college end regarding the regular performance of your daughter/son?	Freq	13	3	3	1	0	20
		%	65	15	15	5	0	100
Overall Opinion		Freq	88	23	19	10	0	140
		%	63	16	14	7	0	100


Principal
 Government Degree College
 Manthani, Dist. Peddapalli

GOVERNMENT DEGREE COLLEGE, MANTHANI. DIST: PEDDAPALLI.

ALUMINI FEEDBACK FORM ANALYSIS 2020-2021

Feedback has been collected from about 10 Alumni on Likert five point scales ranging from excellent to below average for the academic year 2020-21 in the month of March, 2021 and has been placed in the Table 1 below. The feedback so collected has been analyzed with the help of simple statistical tools in order to find out their opinion on about college, Development activities, hostel facilities and overall development of the college. overall development of College. The information provided by you will be kept confidential and will be used as important feedback for quality improvement of the programme of studies/Intuition.

S.NO	PARAMETERS		EXCELLENT	VERY GOOD	GOOD	AVERAGE	BELOW AVERAGE	TOTAL
1	How do you feel about this College?	Freq	8	1	1	0	0	10
		%	80	10	10	0	0	100
2	How do you rate development activities organized by the college for your overall development?	Freq	7	2	1	0	0	10
		%	70	20	10	0	0	100
3	Will you recommend your relative/friends to enroll at this college?	Freq	7	2	1	0	0	10
		%	70	20	10	0	0	100
4	how do you rate the hostel facilities?	Freq	6	2	1	1	0	10
		%	60	20	10	10	0	100
5	how do you rate the quality of food served in mess?	Freq	5	3	1	1	0	10
		%	50	30	10	10	0	100
Overall Opinion		Freq	33	10	5	2	0	50
		%	66	20	10	4	0	100


Principal
Government Degree College
Manthani, Dist. Peddapalli

GOVERNMENT DEGREE COLLEGE, MANTHANI. DIST: PEDDAPALLI.

ALUMINI FEEDBACK FORM ANALYSIS 2019-2020

Feedback has been collected from about 10 Alumni on Likert five point scales ranging from excellent to below average for the academic year 2019-20 in the month of March, 2020 and has been placed in the Table 1 below. The feedback so collected has been analyzed with the help of simple statistical tools in order to find out their opinion on about college, Development activities, hostel facilities and overall development of the college. The information provided by you will be kept confidential and will be used as important feedback for quality improvement of the programme of studies/Intuition.

S.NO	PARAMETERS		EXCELLENT	VERY GOOD	GOOD	AVERAGE	BELOW AVERAGE	TOTAL
1	How do you feel about this College?	Freq	8	1	1	0	0	10
		%	80	10	10	0	0	100
2	How do you rate development activities organized by the college for your overall development?	Freq	7	2	1	0	0	10
		%	70	20	10	0	0	100
3	Will you recommend your relative/friends to enroll at this college?	Freq	8	1	1	0	0	10
		%	80	10	10	0	0	100
4	how do you rate the hostel facilities?	Freq	5	2	2	1	0	10
		%	50	20	20	10	0	100
5	how do you rate the quality of food served in mess?	Freq	5	2	2	1	0	10
		%	50	20	20	10	0	100
Overall Opinion		Freq	33	8	7	2	0	50
		%	66	16	14	4	0	100


 Principal
 Government Degree College
 Manthani, Dist. Peddapalli

GOVERNMENT DEGREE COLLEGE, MANTHANI. DIST: PEDDAPALLI.

ALUMINI FEEDBACK FORM ANALYSIS 2018-2019

Feedback has been collected from about 10 Alumni on Likert five point scales ranging from excellent to below average for the academic year 2018-19 in the month of March, 2019 and has been placed in the Table 1 below. The feedback so collected has been analyzed with the help of simple statistical tools in order to find out their opinion on about college, Development activities, hostel facilities and overall development of the college. The information provided by you will be kept confidential and will be used as important feedback for quality improvement of the programme of studies/Intuition.

S.NO	PARAMETERS		EXCELLENT	VERY GOOD	GOOD	AVERAGE	BELOW AVERAGE	TOTAL
1	How do you feel about this College?	Freq	7	2	1	0	0	10
		%	70	20	10	0	0	100
2	How do you rate development activities organized by the college for your overall development?	Freq	6	2	2	0	0	10
		%	60	20	20	0	0	100
3	Will you recommend your relative/friends to enroll at this college?	Freq	6	2	1	1	0	10
		%	60	20	10	10	0	100
4	how do you rate the hostel facilities?	Freq	5	2	2	1	0	10
		%	50	20	20	10	0	100
5	how do you rate the quality of food served in mess?	Freq	5	2	2	1	0	10
		%	50	20	20	10	0	100
Overall Opinion		Freq	29	10	8	3	0	50
		%	58	20	16	6	0	100


 Principal
 Government Degree College
 Manthani, Dist. Peddapalli

GOVERNMENT DEGREE COLLEGE, MANTHANI. DIST: PEDDAPALLI.

ALUMINI FEEDBACK FORM ANALYSIS 2017-2018

Feedback has been collected from about 10 Alumni on Likert five point scales ranging from excellent to below average for the academic year 2017-18 in the month of March, 2018 and has been placed in the Table 1 below. The feedback so collected has been analyzed with the help of simple statistical tools in order to find out their opinion on about college, Development activities, hostel facilities and overall development of the college. overall development of College. The information provided by you will be kept confidential and will be used as important feedback for quality improvement of the programme of studies/Intuition.

S.NO	PARAMETERS		EXCELLENT	VERY GOOD	GOOD	AVERAGE	BELOW AVERAGE	TOTAL
1	How do you feel about this College?	Freq	7	2	1	0	0	10
		%	70	20	10	0	0	100
2	How do you rate development activities organized by the college for your overall development?	Freq	6	2	2	0	0	10
		%	60	20	20	0	0	100
3	Will you recommend your relative/friends to enroll at this college?	Freq	7	2	1	0	0	10
		%	70	20	10	0	0	100
4	how do you rate the hostel facilities?	Freq	6	2	1	1	0	10
		%	60	20	10	10	0	100
5	how do you rate the quality of food served in mess?	Freq	5	2	2	1	0	10
		%	50	20	20	10	0	100
Overall Opinion		Freq	31	10	7	2	0	50
		%	62	20	14	4	0	100



Principal
Government Degree College
Manthani, Dist. Peddapalli

GOVERNMENT DEGREE COLLEGE, MANTHANI. DIST: PEDDAPALLI.

ALUMINI FEEDBACK FORM ANALYSIS 2016-2017

Feedback has been collected from about 10 Alumni on Likert five point scales ranging from excellent to below average for the academic year 2016-17 in the month of March, 2017 and has been placed in the Table 1 below. The feedback so collected has been analyzed with the help of simple statistical tools in order to find out their opinion on about college, Development activities, hostel facilities and overall development of the college. The information provided by you will be kept confidential and will be used as important feedback for quality improvement of the programme of studies/Intuition.

S.NO	PARAMETERS		EXCELLENT	VERY GOOD	GOOD	AVERAGE	BELOW AVERAGE	TOTAL
1	How do you feel about this College?	Freq	7	2	1	0	0	10
		%	70	20	10	0	0	100
2	How do you rate development activities organized by the college for your overall development?	Freq	6	2	2	0	0	10
		%	60	20	20	0	0	100
3	Will you recommend your relative/friends to enroll at this college?	Freq	6	2	2	0	0	10
		%	60	20	20	0	0	100
4	how do you rate the hostel facilities?	Freq	6	2	2	0	0	10
		%	60	20	20	0	0	100
5	how do you rate the quality of food served in mess?	Freq	5	2	2	1	0	10
		%	50	20	20	10	0	100
Overall Opinion		Freq	30	10	9	1	0	50
		%	60	20	18	2	0	100


Principal
 Government Degree College
 Manthani, Dist. Peddapalli