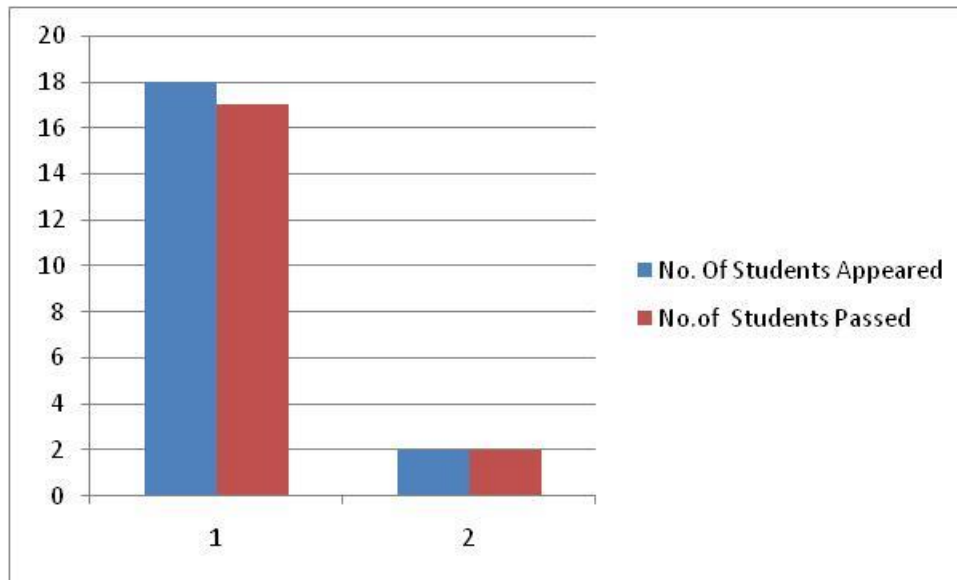


# GOVERNMENT DEGREE COLLEGE DHARPALLY.

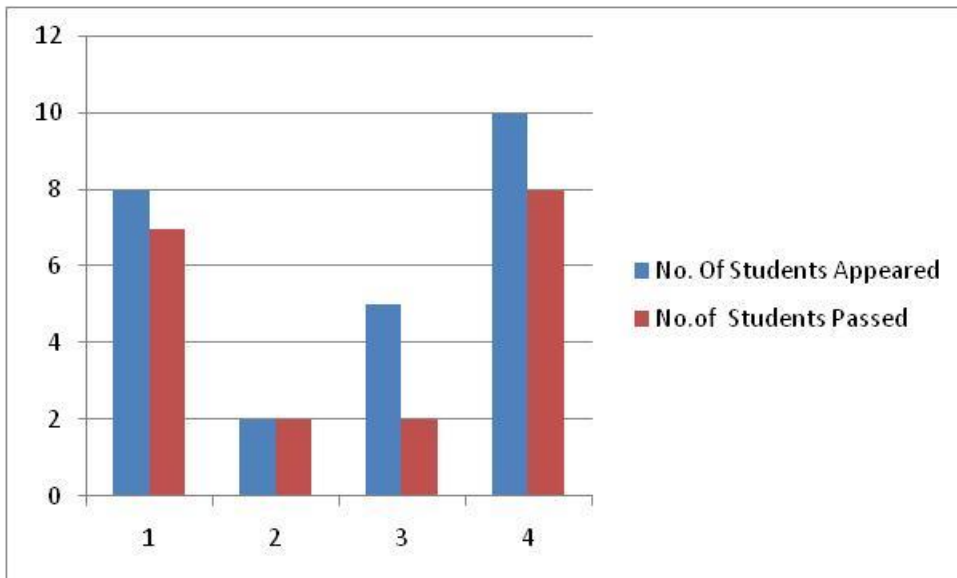
## ANNUAL REPORT Result Analysis 2015-2016

S. NO	Programme name	No. Of Students Appeared	No.of Students Passed
1	BA HEP	18	17
2	B.COM GEN	2	2
3	<b>Total</b>	20	19



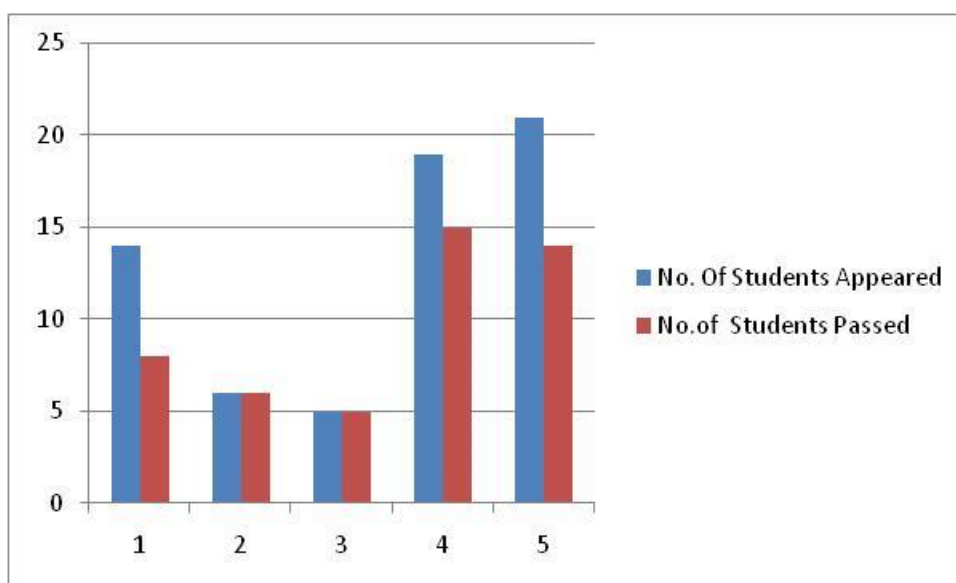
**ANNUAL REPORT**  
**Result Analysis**  
**2016-2017**

S. NO	Programme name	No. Of Students Appeared	No.of Students Passed
1	BA HEP	8	7
2	B.COM GEN	2	2
3	MPCS	5	2
4	BZC	10	8
	<b>Total</b>	25	19



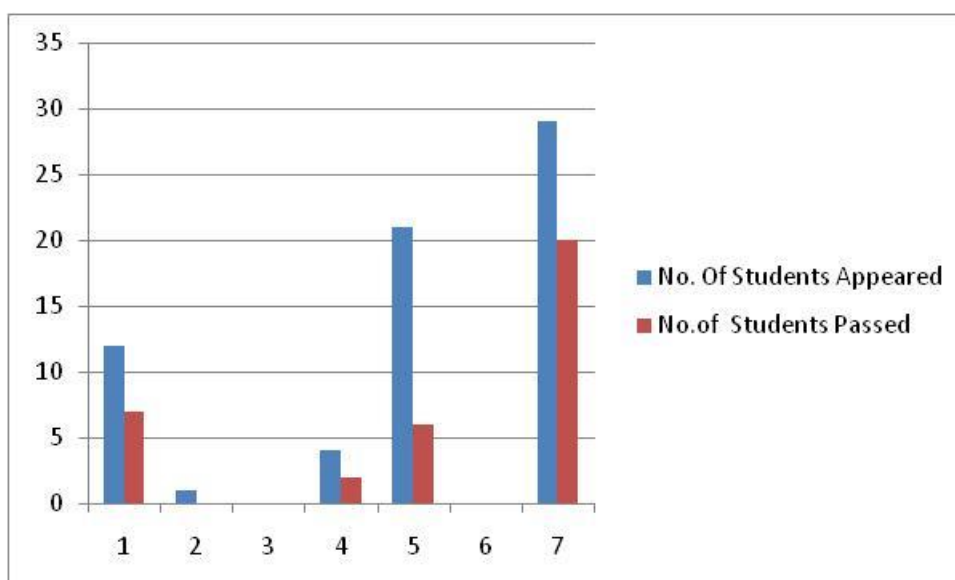
**ANNUAL REPORT**  
**Result Analysis**  
**2017-2018**

<b>S NO</b>	<b>Programme name</b>	<b>No. Of Students Appeared</b>	<b>No.of Students Passed</b>
1	BA HEP	14	8
2	B.COM GEN	6	6
3	B.COM CS	5	5
4	MPCS	19	15
5	BZC	21	14
	<b>Total</b>	65	48



**ANNUAL REPORT**  
**Result Analysis**  
**2018-2019**

S NO	Programme name	No. Of Students Appeared	No.of Students Passed
1	BA HEP	12	7
2	B.COM GEN	1	0
3	B.COM CA	0	0
4	B.COM CS	4	2
5	MPCS	21	6
6	MPC	0	0
7	BZC	29	20
	<b>Total</b>	67	35



**ANNUAL REPORT**  
**Result Analysis**  
**2019-2020**

S.NO	Programme name	No. Of Students Appeared	No.of Students Passed
1	BA HEP	8	3
2	B.COM CS E/M	11	0
3	MPCS	16	6
4	BZC	13	9
	<b>Total</b>	<b>48</b>	<b>18</b>

