

SR&BGNR GOVERNMENT ARTS&SCIENCE (A) COLLEGE
KHAMMAM - TELANGANA

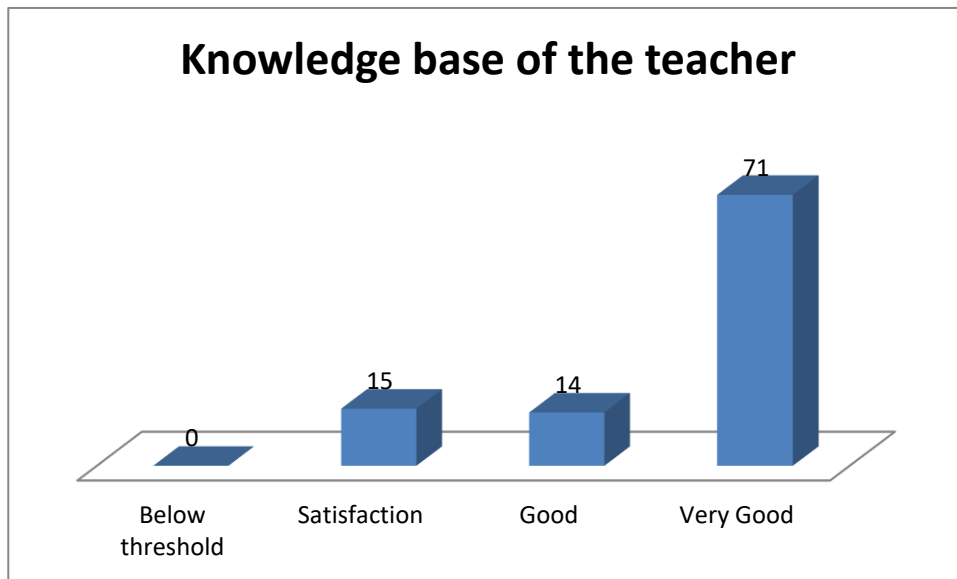
Report on Feedback Received from Students:

This questionnaire is designed to elicit the opinion of the student on teacher. The students are supposed to be the most important stakeholders of Higher Education systems. The interest and participation of students at all levels in both internal quality assurance and external quality assurance have to play a central role. Any Higher Education Institution needs to ensure that students have a voice at various decisions making processes, formulating learning and teaching practices and those views of students are to be considered as the primary evidence on which the quality of teaching and learning is evaluated.

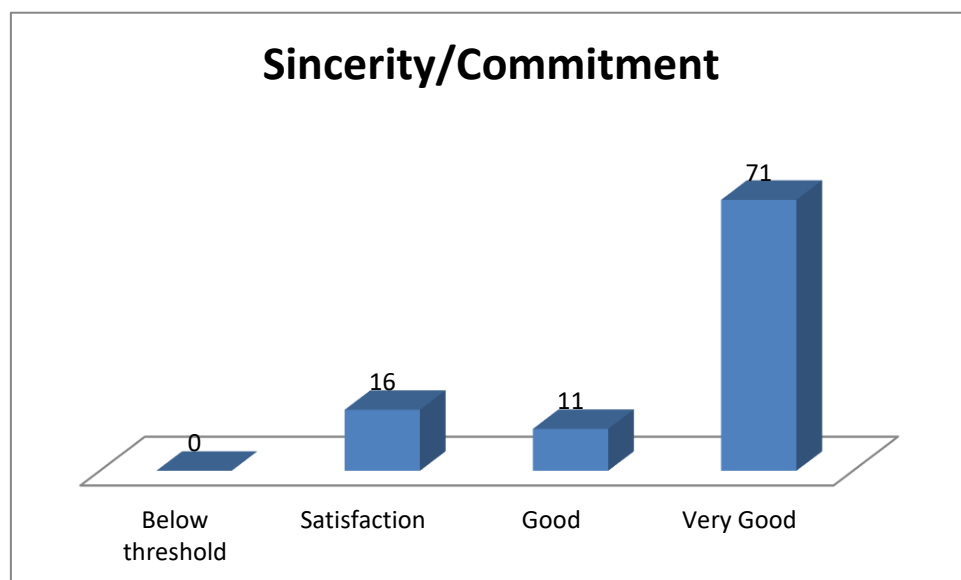
The main objectives of the feedback system are as follows:

- To provide the platform to the students in identifying a greater role in the teaching learning process
- To help the faculty modification and improvement in the teaching methodology at the University
- To develop a communication channel between the management and students.

In the session 2018-19, the IQAC collected the feedback from around 1400 students of different streams. The following are the responses (graphical representation)

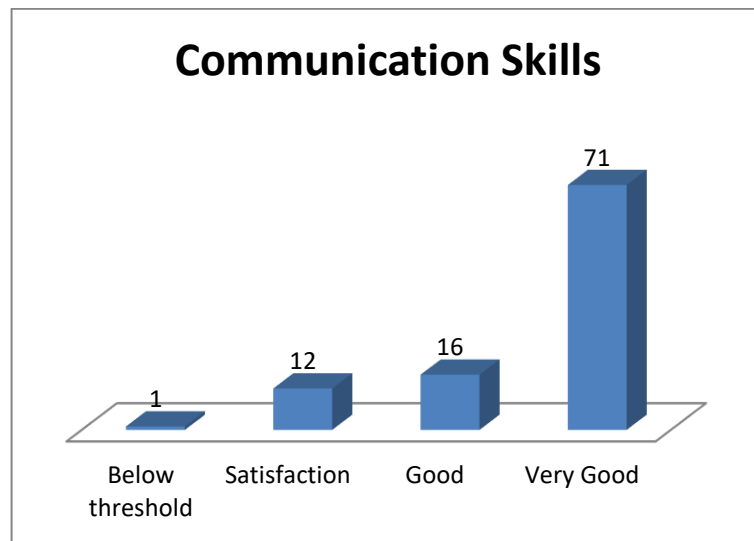


- ❖ The chart displays the percentage of respondents. Approx. 71% of students rate the teacher knowledge is very good, 14% rate as good, 15% percentage of students are satisfied and rest of students say that the teacher has not been up to the mark.

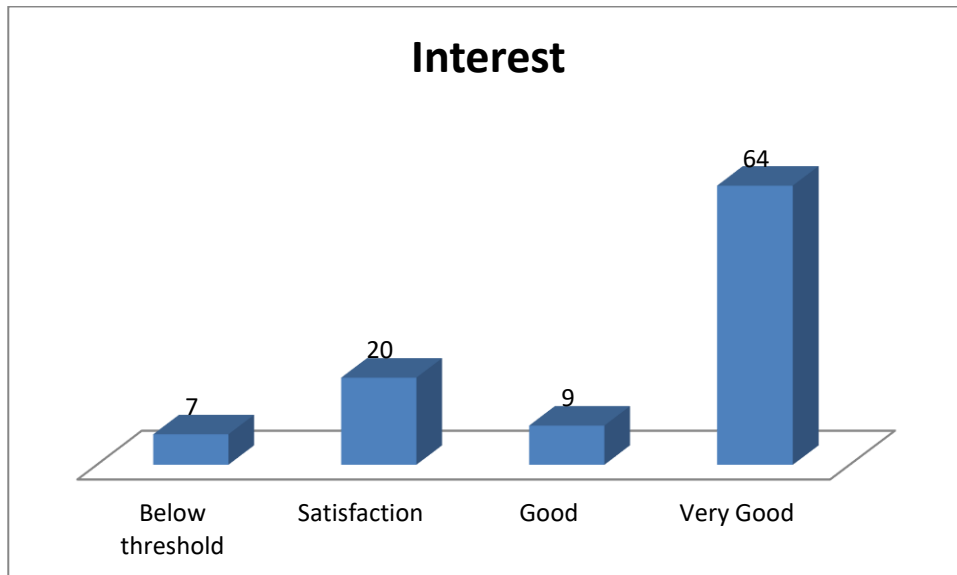


- ❖ The chart displays the percentage of respondents. Approx 71% of students rate the

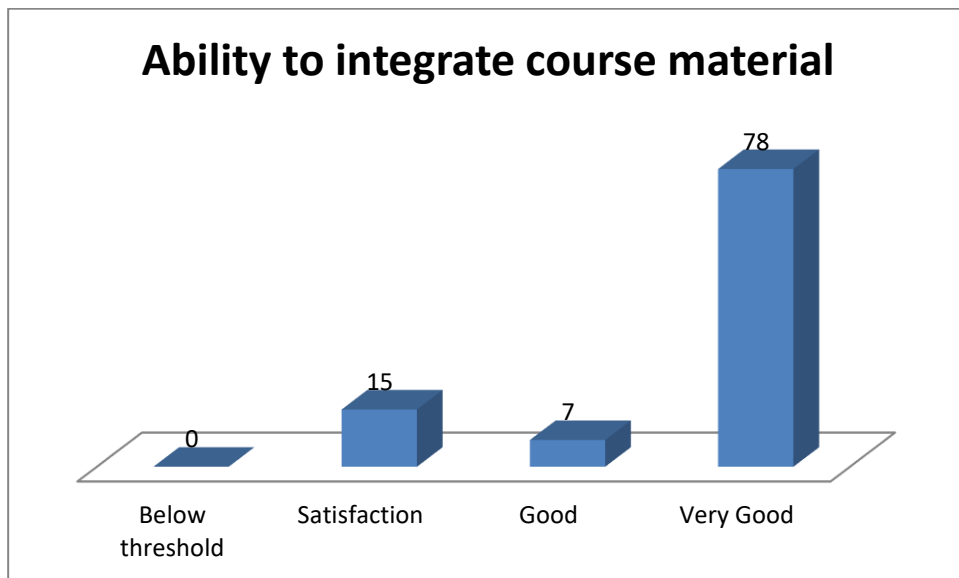
teacher's commitment is very good, 11% opine it is good,16% percentage of students are satisfied with commitment.



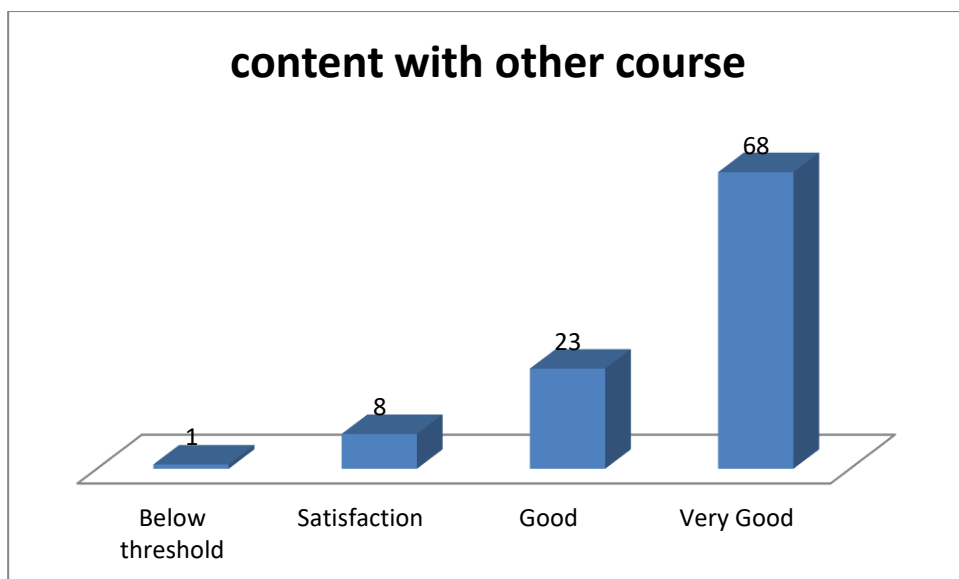
- ❖ The chart displays the percentage of respondents. Approx 71% of students rate the teacher communicates clearly, 12% percentage of students are satisfied with communication of teacher and 1% of students says that the teacher does not communicate clearly.



- ❖ The chart displays approx. 64% of students rate the teacher as very good at generating interest, 9% good, 20% of students are satisfied and 7% of student are not satisfied with the interest generated.

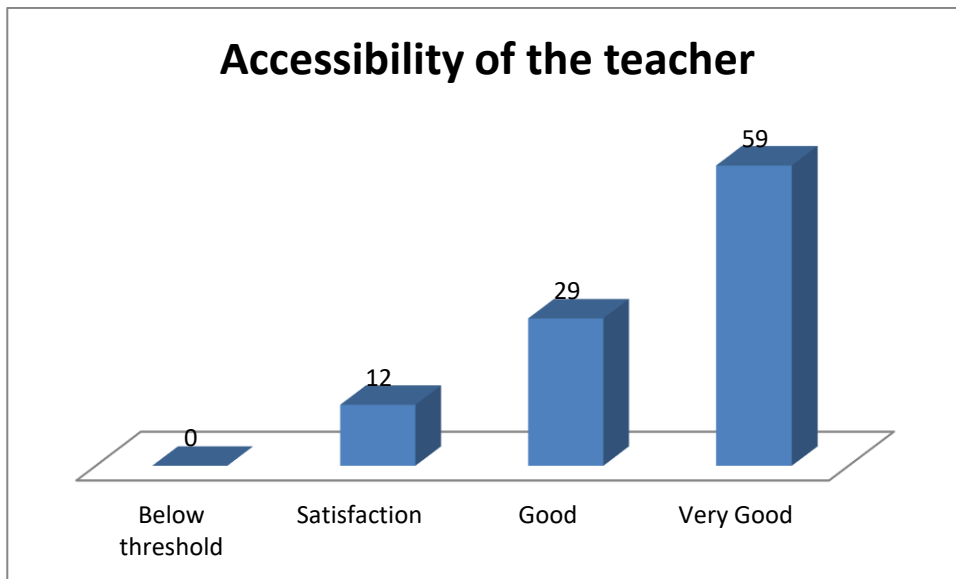


Approximately 78% students opined that teacher has very good ability to integrate course material with environment, 7% state as good, 15% are satisfied.

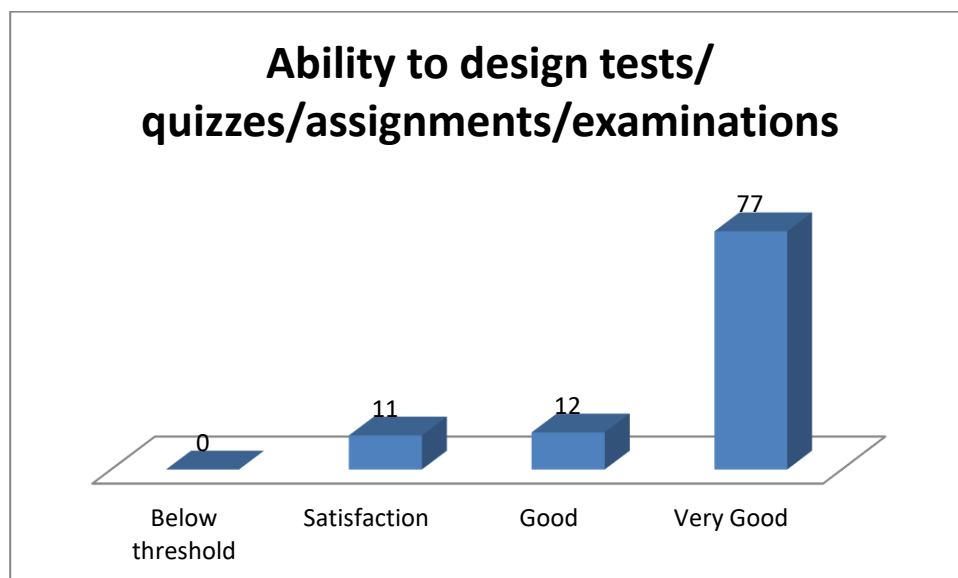


❖ The charts shows that the appox. 68% of students rate the teacher has very good ability, 23 % opine as good and 8% are satisfied and 1% are not satisfied.

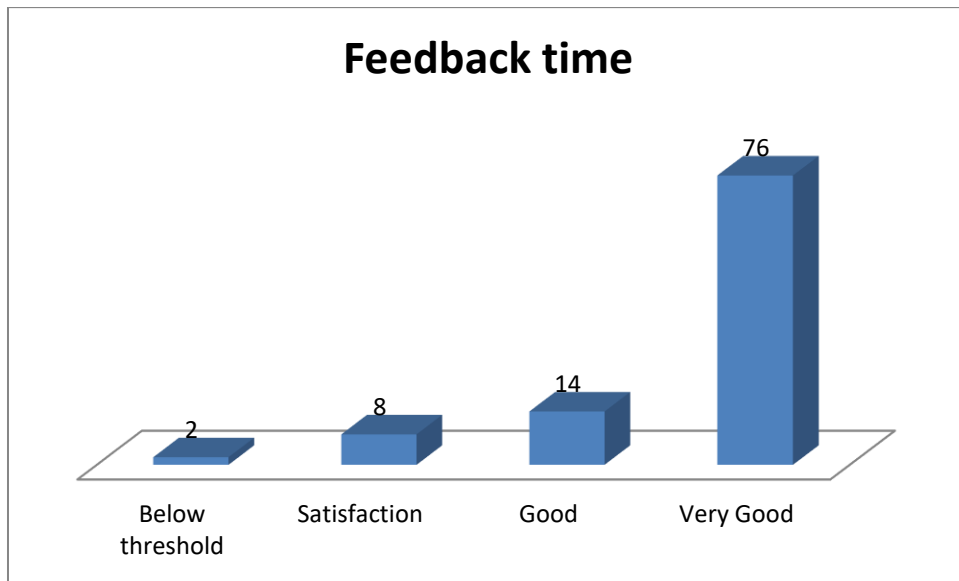
❖ The charts present the percentage of respondents. Approx. 59% of students rate the teacher is very easily accessible, 29% as good, 12% are satisfied.



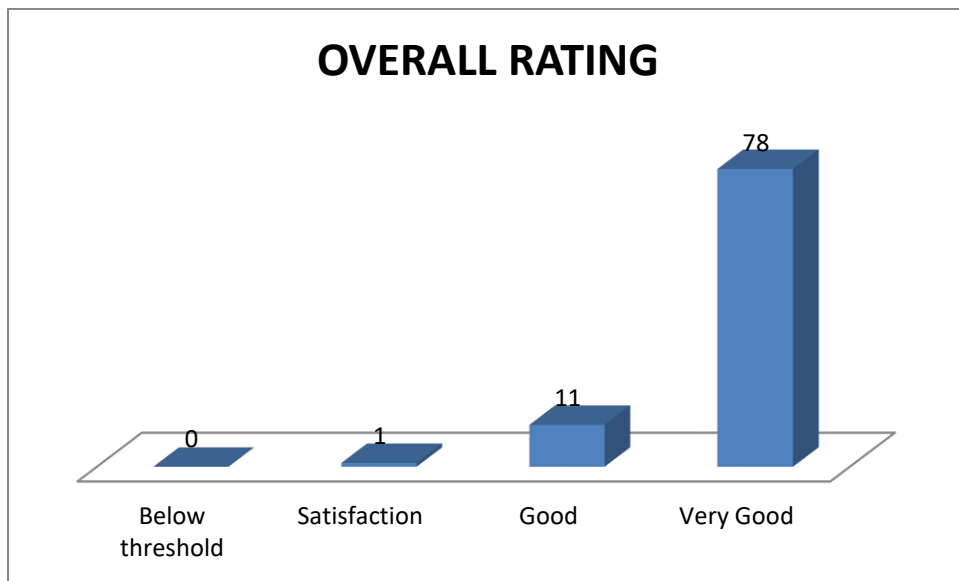
❖ The chart display that the percentage of respondents. Approx. 77% of students rate the teacher has very good ability to design tests, 12% rated as good and 11% are satisfied.



Below chart shows that, approximately, 76% feel that, teacher has very good provision of sufficient time for feedback, 14% as good 8% are satisfied and 2% are not satisfied.



Below chart indicates that, 78% rated teachers as very good, 11 as good and 1% are satisfied.



Overall Feedback Analysis

The various graphs present the different views expressed by present students

The quality of education depends on the overall academic environment of the institution.

The quality education could come only if there were quality teachers who were good communicators. The output (65%) shows a very good environment of teaching in the college.